

UNIT SCHEDULE



UNIT SCHEDULE

UNIT NUMBER	DOOR NUMBER	LEVEL	BUILDING	TYPES	LIVING (m ²)	BEDS	BATHS	BALCONY (m ²)	STUDY/MEDIA	ASPECT	PARKING
1	101	1	A	A.1A	47	1	1	8	Yes	SW	1
2	102	1	A	A.2B	69	2	1	8		SW	1
3	103	1	A	A.1P	48	1	1	9		SW	0
4	104	1	A	A.1T	43	1	1	8		SW	0
5	105	1	A	A.2V	68	2	2	10		SW	1
6	106	1	A	A.2T	64	2	1	9		SW	1
7	107	1	A	A.1F	56	1	1	9	Yes	NW	1
8	108	1	A	A.2F	72	2	2	8		NW	1
9	109	1	A	A.2U	80	2	2	8		NE	2
10	110	1	A	A.2G	69	2	2	8		E	1
11	111	1	A	A.2Q	62	2	2	8		E	1
12	112	1	A	A.1E	57	1	1	8		E	0
13	113	1	A	A.1D	52	1	1	8		E	0
14	114	1	A	A.1G	54	1	1	8		E	1
15	115	1	A	A.2C	61	2	2	8		N	1
16	116	1	A	A.1H	50	1	1	8	YES	N	1
17	117	1	A	A.2R	64	2	1	8		N	1
18	118	1	A	A.2S	68	2	2	8		E	1
19	119	1	A	A.2P	72	2	2	8		E	2
20	120	1	A	A.1B	45	1	1	8		SW	0
21	121	1	B	B.2B	75	2	2	11		NW	1
22	122	1	B	B.2C	76	2	2	8		NE	1
23	123	1	B	B.2A	77	2	2	8		NE	1
24	124	1	B	B.1B	58	1	1	9		E	1
25	126	1	B	B.2D	70	2	2	9		SE	1
26	127	1	B	B.1E	49	1	1	8		S	0
27	128	1	B	B.2E	71	2	1	8		SW	1
28	201	2	A	A.1A	47	1	1	8	Yes	SW	0
29	202	2	A	A.2B	69	2	1	8		SW	1
30	203	2	A	A.1P	48	1	1	9		SW	0
31	204	2	A	A.1Q	51	1	1	9		SW	1
32	205	2	A	A.2A	86	2	2	12		SW	2
33	206	2	A	A.2T	64	2	1	9		SW	1
34	207	2	A	A.1F	56	1	1	9	Yes	NW	1
35	208	2	A	A.2F	72	2	2	8		NW	1
36	209	2	A	A.2U	80	2	2	8		NE	2
37	210	2	A	A.2G	69	2	2	8		E	1
38	211	2	A	A.2Q	62	2	2	8		E	1
39	212	2	A	A.1E	57	1	1	8		E	0
40	213	2	A	A.1D	52	1	1	8		E	0
41	214	2	A	A.1G	54	1	1	8		E	1
42	215	2	A	A.2C	61	2	2	8		N	1
43	216	2	A	A.1H	50	1	1	8	YES	N	1
44	217	2	A	A.2R	64	2	1	8		N	1
45	218	2	A	A.2S	68	2	2	8		E	1
46	219	2	A	A.2P	72	2	2	8		E	1
47	220	2	A	A.1B	45	1	1	8		SW	0

UNIT SCHEDULE

UNIT NUMBER	DOOR NUMBER	LEVEL	BUILDING	TYPES	LIVING (m ²)	BEDS	BATHS	BALCONY (m ²)	STUDY/MEDIA	ASPECT	PARKING
48	221	2	B	B.2B	75	2	2	11		NW	1
49	222	2	B	B.2C	76	2	2	8		NE	1
50	223	2	B	B.2A	77	2	2	8		NE	1
51	224	2	B	B.1B	58	1	1	9		E	1
52	226	2	B	B.2D	70	2	2	9		SE	1
53	227	2	B	B.1E	49	1	1	8		S	0
54	228	2	B	B.2E	71	2	1	8		SW	1
55	301	3	A	A.1A	47	1	1	8	Yes	SW	0
56	302	3	A	A.2B	69	2	1	8		SW	1
57	303	3	A	A.1P	48	1	1	9		SW	0
58	304	3	A	A.1Q	51	1	1	9		SW	1
59	305	3	A	A.2A	86	2	2	12		SW	2
60	306	3	A	A.2T	64	2	1	9		SW	1
61	307	3	A	A.1F	56	1	1	9	Yes	NW	1
62	308	3	A	A.2F	72	2	2	8		NW	1
63	309	3	A	A.2U	80	2	2	8		NE	2
64	310	3	A	A.2G	69	2	2	8		E	1
65	311	3	A	A.2Q	62	2	2	8		E	1
66	312	3	A	A.1E	57	1	1	8		E	0
67	313	3	A	A.1D	52	1	1	8		E	0
68	314	3	A	A.1G	54	1	1	8		E	1
69	315	3	A	A.2C	61	2	2	8		N	1
70	316	3	A	A.1H	50	1	1	8	YES	N	1
71	317	3	A	A.2R	64	2	1	8		N	1
72	318	3	A	A.2S	68	2	2	8		E	1
73	319	3	A	A.2P	72	2	2	8		E	2
74	320	3	A	A.1B	45	1	1	8		SW	0
75	321	3	B	B.2B	75	2	2	11		NW	1
76	322	3	B	B.2C	76	2	2	8		NE	1
77	323	3	B	B.2A	77	2	2	8		NE	1
78	324	3	B	B.1B	58	1	1	9		E	1
79	326	3	B	B.2D	70	2	2	9		SE	1
80	327	3	B	B.1E	49	1	1	8		S	0
81	328	3	B	B.2E	71	2	1	8		SW	1
82	401	4	A	A.1A	47	1	1	8	Yes	SW	0
83	402	4	A	A.2B	69	2	1	8		SW	1
84	403	4	A	A.1P	48	1	1	9		SW	0
85	404	4	A	A.1Q	51	1	1	9		SW	1
86	405	4	A	A.2A	86	2	2	12		SW	2
87	406	4	A	A.2T	64	2	1	9		SW	1
88	407	4	A	A.1F	56	1	1	9	Yes	NW	1
89	408	4	A	A.2F	72	2	2	8		NW	1
90	409	4	A	A.2U	80	2	2	8		NE	2
91	410	4	A	A.2G	69	2	2	8		E	1
92	411	4	A	A.2Q	62	2	2	8		E	1
93	412	4	A	A.1E	57	1	1	8		E	0
94	413	4	A	A.1D	52	1	1	8		E	0

UNIT SCHEDULE

UNIT NUMBER	DOOR NUMBER	LEVEL	BUILDING	TYPES	LIVING (m ²)	BEDS	BATHS	BALCONY (m ²)	STUDY/MEDIA	ASPECT	PARKING
95	414	4	A	A.1G	54	1	1	8		E	1
96	415	4	A	A.2C	61	2	2	8		N	1
97	416	4	A	A.1H	50	1	1	8	YES	N	1
98	417	4	A	A.2R	64	2	1	8		N	1
99	418	4	A	A.2S	68	2	2	8		E	1
100	419	4	A	A.2P	72	2	2	8		E	1
101	420	4	A	A.1B	45	1	1	8		SW	0
102	421	4	B	B.2B	75	2	2	11		NW	1
103	422	4	B	B.2C	76	2	2	8		NE	1
104	423	4	B	B.2A	77	2	2	8		NE	1
105	424	4	B	B.1B	58	1	1	9		E	1
106	426	4	B	B.2D	70	2	2	9		SE	1
107	427	4	B	B.1E	49	1	1	8		S	0
108	428	4	B	B.2E	71	2	1	8		SW	1
109	501	5	A	A.1A	47	1	1	8	Yes	SW	0
110	502	5	A	A.2B	69	2	1	8		SW	1
111	503	5	A	A.1P	48	1	1	9		SW	0
112	504	5	A	A.1Q	51	1	1	9		SW	1
113	505	5	A	A.2A	86	2	2	12		SW	2
114	506	5	A	A.2T	64	2	1	9		SW	1
115	507	5	A	A.1F	56	1	1	9	Yes	NW	1
116	508	5	A	A.2F	72	2	2	8		NW	1
117	509	5	A	A.2U	80	2	2	8		NE	2
118	510	5	A	A.2G	69	2	2	8		E	1
119	511	5	A	A.2Q	62	2	2	8		E	1
120	512	5	A	A.1E	57	1	1	8		E	0
121	513	5	A	A.1D	52	1	1	8		E	0
122	514	5	A	A.1G	54	1	1	8		E	1
123	515	5	A	A.2C	61	2	2	8		N	1
124	516	5	A	A.1H	50	1	1	8	YES	N	1
125	517	5	A	A.2R	64	2	1	8		N	1
126	518	5	A	A.2S	68	2	2	8		E	1
127	519	5	A	A.2P	72	2	2	8		E	2
128	520	5	A	A.1B	45	1	1	8		SW	0
129	521	5	B	B.2B	75	2	2	11		NW	1
130	522	5	B	B.2C	76	2	2	8		NE	1
131	523	5	B	B.2A	77	2	2	8		NE	1
132	524	5	B	B.1B	58	1	1	9		E	1
133	526	5	B	B.2D	70	2	2	9		SE	1
134	527	5	B	B.1E	49	1	1	8		S	0
135	528	5	B	B.2E	71	2	1	8		SW	1
136	601	6	A	A.1A	47	1	1	8	Yes	SW	0
137	602	6	A	A.2B	69	2	1	8		SW	1
138	603	6	A	A.1P	48	1	1	9		SW	0
139	604	6	A	A.1Q	51	1	1	9		SW	1
140	605	6	A	A.2A	86	2	2	12		SW	2
141	606	6	A	A.2T	64	2	1	9		SW	1

UNIT SCHEDULE

UNIT NUMBER	DOOR NUMBER	LEVEL	BUILDING	TYPES	LIVING (m ²)	BEDS	BATHS	BALCONY (m ²)	STUDY/MEDIA	ASPECT	PARKING
142	607	6	A	A.1F	56	1	1	9	Yes	NW	1
143	608	6	A	A.2F	72	2	2	8		NW	1
144	609	6	A	A.2U	80	2	2	8		NE	2
145	610	6	A	A.2G	69	2	2	8		E	1
146	611	6	A	A.2Q	62	2	2	8		E	1
147	612	6	A	A.1E	57	1	1	8		E	1
148	613	6	A	A.1D	52	1	1	8		E	1
149	614	6	A	A.1G	54	1	1	8		E	1
150	615	6	A	A.2C	61	2	2	8		N	1
151	616	6	A	A.1H	50	1	1	8	YES	N	1
152	617	6	A	A.2R	64	2	1	8		N	1
153	618	6	A	A.2S	68	2	2	8		E	1
154	619	6	A	A.2P	72	2	2	8		E	2
155	620	6	A	A.1B	45	1	1	8		SW	0
156	621	6	B	B.2B	75	2	2	11		NW	1
157	622	6	B	B.2C	76	2	2	8		N E	1
158	623	6	B	B.2A	77	2	2	8		NE	1
159	624	6	B	B.1B	58	1	1	9		E	1
160	626	6	B	B.2D	70	2	2	9		SE	1
161	627	6	B	B.1E	49	1	1	8		S	0
162	628	6	B	B.2E	71	2	1	8		SW	1
163	701	7	A	A.1A	47	1	1	8	Yes	SW	0
164	702	7	A	A.2B	69	2	1	8		SW	1
165	703	7	A	A.1P	48	1	1	9		SW	0
166	704	7	A	A.1Q	51	1	1	9		SW	1
167	705	7	A	A.2A	86	2	2	12		SW	2
168	706	7	A	A.2T	64	2	1	9		SW	1
169	707	7	A	A.1F	56	1	1	9	Yes	NW	1
170	708	7	A	A.2F	72	2	2	8		NW	1
171	709	7	A	A.2U	80	2	2	8		NE	2
172	710	7	A	A.2G	69	2	2	8		E	1
173	711	7	A	A.2Q	62	2	2	8		E	1
174	712	7	A	A.1E	57	1	1	8		E	1
175	713	7	A	A.1D	52	1	1	8		E	1
176	714	7	A	A.1G	54	1	1	8		E	1
177	715	7	A	A.2C	61	2	2	8		N	1
178	716	7	A	A.1H	50	1	1	8	YES	N	1
179	717	7	A	A.2R	64	2	1	8		N	1
180	718	7	A	A.2S	68	2	2	8		E	1
181	719	7	A	A.2P	72	2	2	8		E	2
182	720	7	A	A.1B	45	1	1	8		SW	0
183	801	8	A	A.1A	47	1	1	8	Yes	SW	0
184	802	8	A	A.2B	69	2	1	8		SW	1
185	803	8	A	A.1P	48	1	1	9		SW	0
186	804	8	A	A.1Q	51	1	1	9		SW	1
187	805	8	A	A.2A	86	2	2	12		SW	2
188	806	8	A	A.2T	64	2	1	9		SW	1

UNIT SCHEDULE

UNIT NUMBER	DOOR NUMBER	LEVEL	BUILDING	TYPES	LIVING (m ²)	BEDS	BATHS	BALCONY (m ²)	STUDY/MEDIA	ASPECT	PARKING
189	807	8	A	A.1F	56	1	1	9	Yes	NW	1
190	808	8	A	A.2F	72	2	2	8		NW	1
191	809	8	A	A.2U	80	2	2	8		NE	2
192	810	8	A	A.2G	69	2	2	8		E	1
193	811	8	A	A.2Q	62	2	2	8		E	1
194	812	8	A	A.1E	57	1	1	8		E	1
195	813	8	A	A.1D	52	1	1	8		E	1
196	814	8	A	A.1G	54	1	1	8		E	1
197	815	8	A	A.2C	61	2	2	8		N	1
198	816	8	A	A.1H	50	1	1	8	YES	N	1
199	817	8	A	A.2L.1	85	2	2	49		NE	2
200	818	8	A	A.2K.1	82	2	2	74		SE	2
201	901	9	A	A.1A	47	1	1	8	Yes	SW	0
202	902	9	A	A.2B	69	2	1	8		SW	1
203	903	9	A	A.1P	48	1	1	9		SW	0
204	904	9	A	A.1Q	51	1	1	9		SW	1
205	905	9	A	A.2A	86	2	2	12		SW	2
206	906	9	A	A.2T	64	2	1	9		SW	1
207	907	9	A	A.1F	56	1	1	9	Yes	NW	1
208	908	9	A	A.2F	72	2	2	8		NW	1
209	909	9	A	A.2U	80	2	2	8		NE	2
210	910	9	A	A.2G	69	2	2	8		E	1
211	911	9	A	A.2Q	62	2	2	8		E	1
212	912	9	A	A.1E	57	1	1	8		E	1
213	913	9	A	A.1D	52	1	1	8		E	1
214	914	9	A	A.1G	54	1	1	8		E	1
215	915	9	A	A.2C	61	2	2	8		N	1
216	916	9	A	A.1H	50	1	1	8	YES	N	1
217	917	9	A	A.2L	85	2	2	8		NE	2
218	918	9	A	A.2K	82	2	2	9		SE	2
219	1001	10	A	A.1A	47	1	1	8	Yes	SW	0
220	1002	10	A	A.2B	69	2	1	8		SW	1
221	1003	10	A	A.1P	48	1	1	9		SW	0
222	1004	10	A	A.1Q	51	1	1	9		SW	1
223	1005	10	A	A.2A	86	2	2	12		SW	2
224	1006	10	A	A.2T	64	2	1	9		SW	1
225	1007	10	A	A.1F	56	1	1	9	Yes	NW	1
226	1008	10	A	A.2F	72	2	2	8		NW	1
227	1009	10	A	A.2U	80	2	2	8		NE	2
228	1010	10	A	A.2G	69	2	2	8		E	1
229	1011	10	A	A.2Q	62	2	2	8		E	1
230	1012	10	A	A.1E	57	1	1	8		E	1
231	1013	10	A	A.1D	52	1	1	8		E	1
232	1014	10	A	A.1G	54	1	1	8		E	1
233	1015	10	A	A.2C	61	2	2	8		N	1
234	1016	10	A	A.1H	50	1	1	8	YES	N	1
235	1017	10	A	A.2L	85	2	2	8		NE	2

UNIT SCHEDULE

UNIT NUMBER	DOOR NUMBER	LEVEL	BUILDING	TYPES	LIVING (m ²)	BEDS	BATHS	BALCONY (m ²)	STUDY/MEDIA	ASPECT	PARKING
236	1018	10	A	A.2K	82	2	2	9		SE	2
237	1101	11	A	A.1A	47	1	1	8	Yes	SW	0
238	1102	11	A	A.2B	69	2	1	8		SW	1
239	1103	11	A	A.1P	48	1	1	9		SW	0
240	1104	11	A	A.1Q	51	1	1	9		SW	1
241	1105	11	A	A.2A	86	2	2	12		SW	2
242	1106	11	A	A.2T	64	2	1	9		SW	1
243	1107	11	A	A.1F	56	1	1	9	Yes	NW	1
244	1108	11	A	A.2F	72	2	2	8		NW	1
245	1109	11	A	A.2U	80	2	2	8		NE	2
246	1110	11	A	A.2G	69	2	2	8		E	1
247	1111	11	A	A.2Q	62	2	2	8		E	1
248	1112	11	A	A.1E	57	1	1	8		E	1
249	1113	11	A	A.1D	52	1	1	8		E	1
250	1114	11	A	A.1G	54	1	1	8		E	1
251	1115	11	A	A.2C	61	2	2	8		N	1
252	1116	11	A	A.1H	50	1	1	8	YES	N	1
253	1117	11	A	A.2L	85	2	2	8		NE	2
254	1118	11	A	A.2K	82	2	2	9		SE	2
255	1201	12	A	A.1A	47	1	1	8	Yes	SW	1
256	1202	12	A	A.2B	69	2	1	8		SW	1
257	1203	12	A	A.3E	100	3	2	17		SW	2
258	1204	12	A	A.2A	86	2	2	12		SW	2
259	1205	12	A	A.2T	64	2	1	9		SW	1
260	1206	12	A	A.3C.1	108	3	2	66		NW	2
261	1207	12	A	A.3A.1	116	3	2	92		NW	2
262	1208	12	A	A.1E	57	1	1	8		E	1
263	1209	12	A	A.1D	52	1	1	8		E	1
264	1210	12	A	A.1G	54	1	1	8		E	1
265	1211	12	A	A.2C	61	2	2	8		N	1
266	1212	12	A	A.1H	50	1	1	8	YES	N	1
267	1301	13	A	A.1A	47	1	1	8	Yes	SW	0
268	1302	13	A	A.2B	69	2	1	8		SW	1
269	1303	13	A	A.3E	100	3	2	17		SW	2
270	1304	13	A	A.2A	86	2	2	12		SW	2
271	1305	13	A	A.2T	64	2	1	9		SW	1
272	1306	13	A	A.3C	108	3	2	16		NW	2
273	1307	13	A	A.3A	116	3	2	15		NW	2
274	1308	13	A	A.1E	57	1	1	8		E	1
275	1309	13	A	A.1D	52	1	1	8		E	1
276	1310	13	A	A.1G	54	1	1	8		E	1
277	1311	13	A	A.1R	58	1	1	8		NE	1
278	1312	13	A	A.1S	64	1	1	10	Yes	NE	1
279	1401	14	A	A.1A	47	1	1	8	Yes	SW	0
280	1402	14	A	A.2B	69	2	1	8		SW	1
281	1403	14	A	A.3E	100	3	2	17		SW	2
282	1411	14	A	A.1S	63	1	1	9		NE	1

UNIT SCHEDULE

UNIT NUMBER	DOOR NUMBER	LEVEL	BUILDING	TYPES	LIVING (m ²)	BEDS	BATHS	BALCONY (m ²)	STUDY/MEDIA	ASPECT	PARKING
282	1404	14	A	A.2A	86	2	2	12		SW	2
283	1405	14	A	A.2T	64	2	1	9		SW	1
284	1406	14	A	A.3C	108	3	2	16		NW	2
285	1407	14	A	A.3A	116	3	2	15		NW	2
286	1408	14	A	A.1E	57	1	1	8		E	1
287	1409	14	A	A.1D	52	1	1	8		E	1
288	1410	14	A	A.1G	54	1	1	8		N	1
289	1411	14	A	A.1R	58	1	1	8		NE	1
290	1412	14	A	A.1S	64	1	1	10	Yes	NE	1

LANDSCAPING




1 FLAGSTONE PAVING

2 RAISED GARDEN BEDS

3 CONCRETE PAVING

LANDSCAPING



- 1 INFINITY LAP POOL
- 2 SUNKEN SPA
- 3 POOL SIDE CABANAS
- 4 OUTDOOR SHOWERS
- 5 RELAXED DINING/SEATING
- 6 BBQ FACILITIES
- 7 REVOLUTION STRENGTH & AGILITY GYM
- 8 WC

LANDSCAPING



- 1 PRIVATE ALFRESCO DINING
- 2 OUTDOOR KITCHENS
- 3 OPEN AIR CINEMA
- 4 OPEN AIR BAR
- 5 SCREEN
- 6 WC

ELEVATIONS

NORTH ELEVATION



SOUTH ELEVATION

SCALE 1:500



ELEVATIONS

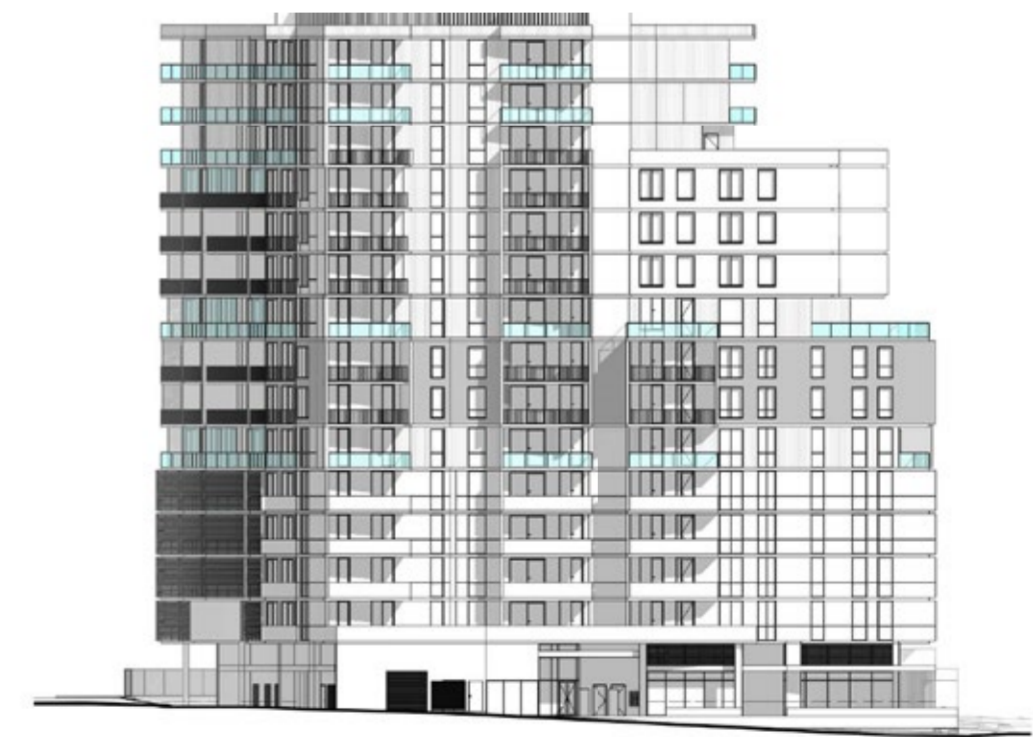
EAST ELEVATION

SCALE 1:500

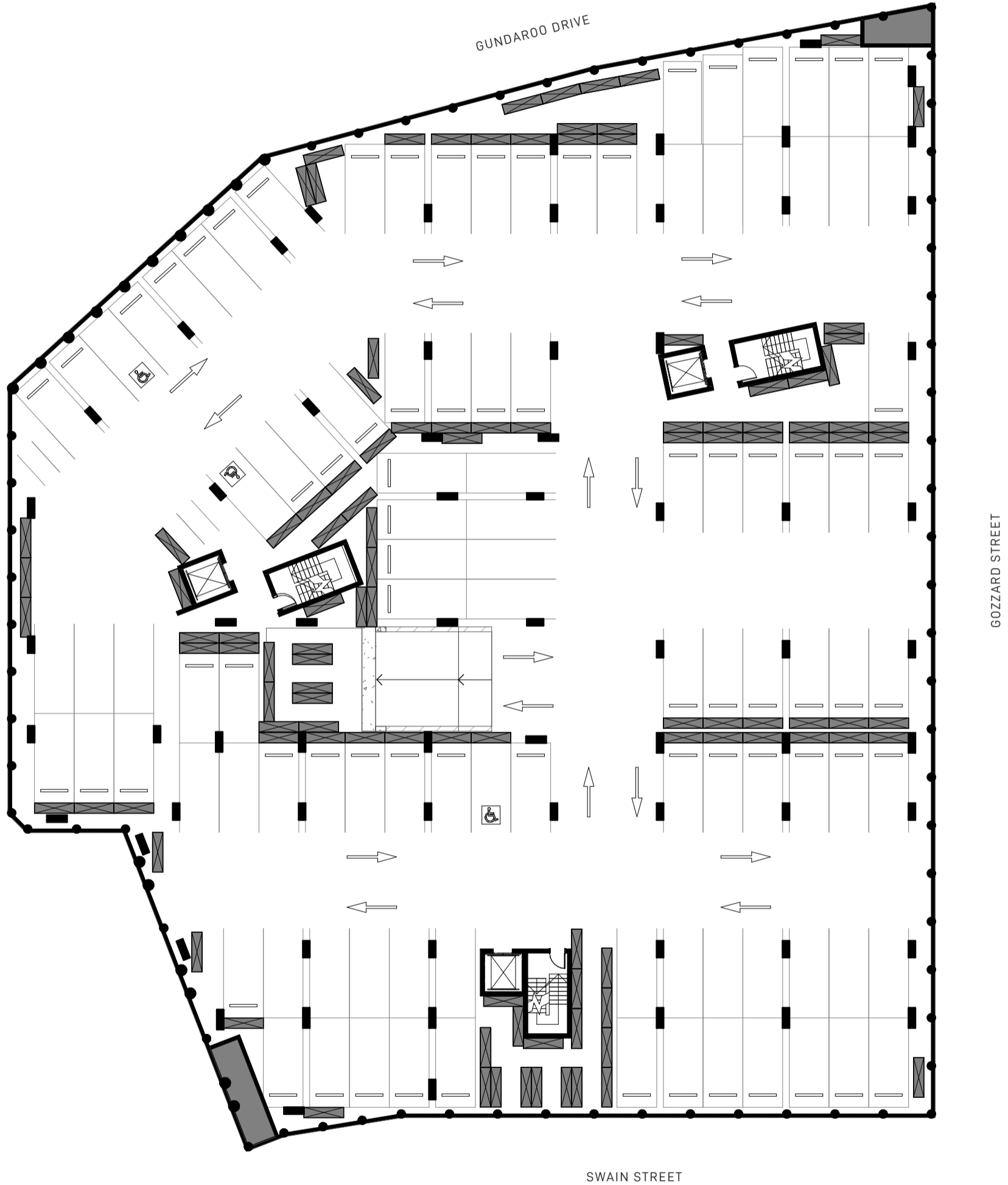


WEST ELEVATION

SCALE 1:500



BASEMENT 03



BASEMENT 3 PLAN

BLOCK 4 & 5, SECTION 224, GUNGAHLIN
 DRAWING No M-0097 DRAWING TITLE BASEMENT 3 PLAN

REV C DATE: 15/11/19

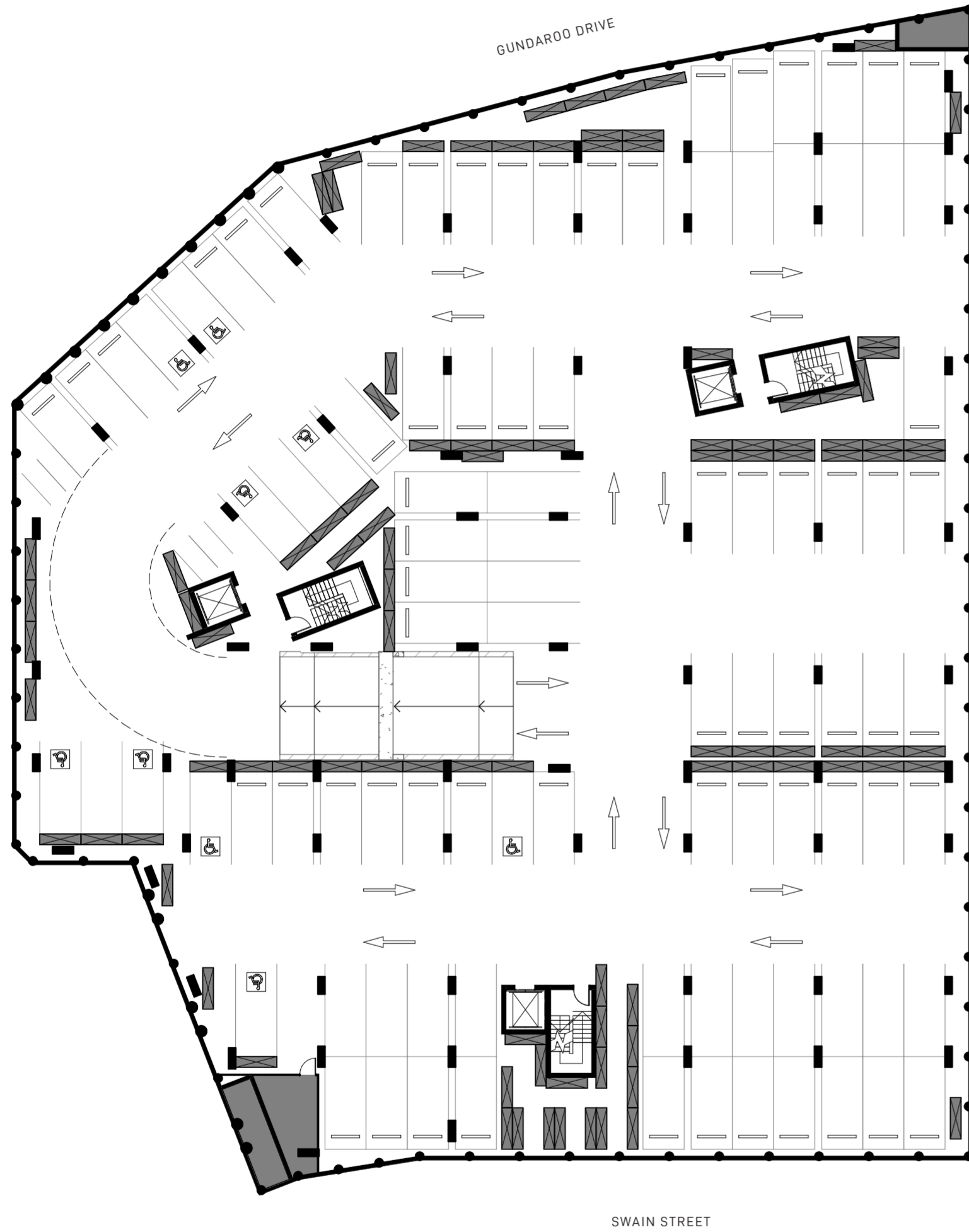
SCALE BAR: 0 1 2 5 10

empire | GEOCON

Whilst we endeavor to ensure the contents of these plans are correct at the time of printing, the information they contain is to be used as a guide only. Furnishings and floor coverings are for illustrative purposes only and are not shown to scale nor included in the stated price (unless expressly included). The columns shown may vary in diameter throughout the building. Area calculations are for gross floor area and are measured to the exterior face of end walls, the centreline of party walls & the exterior face of common area walls. The plans were completed prior to the completion of final design, engineering and construction of the building. Therefore design, engineering, dimensions, fittings, finishes and specifications are subject to change without notice in accordance with the provisions of the Contract of Sale.

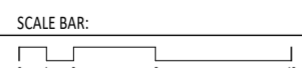


BASEMENT 02



BASEMENT 2 PLAN

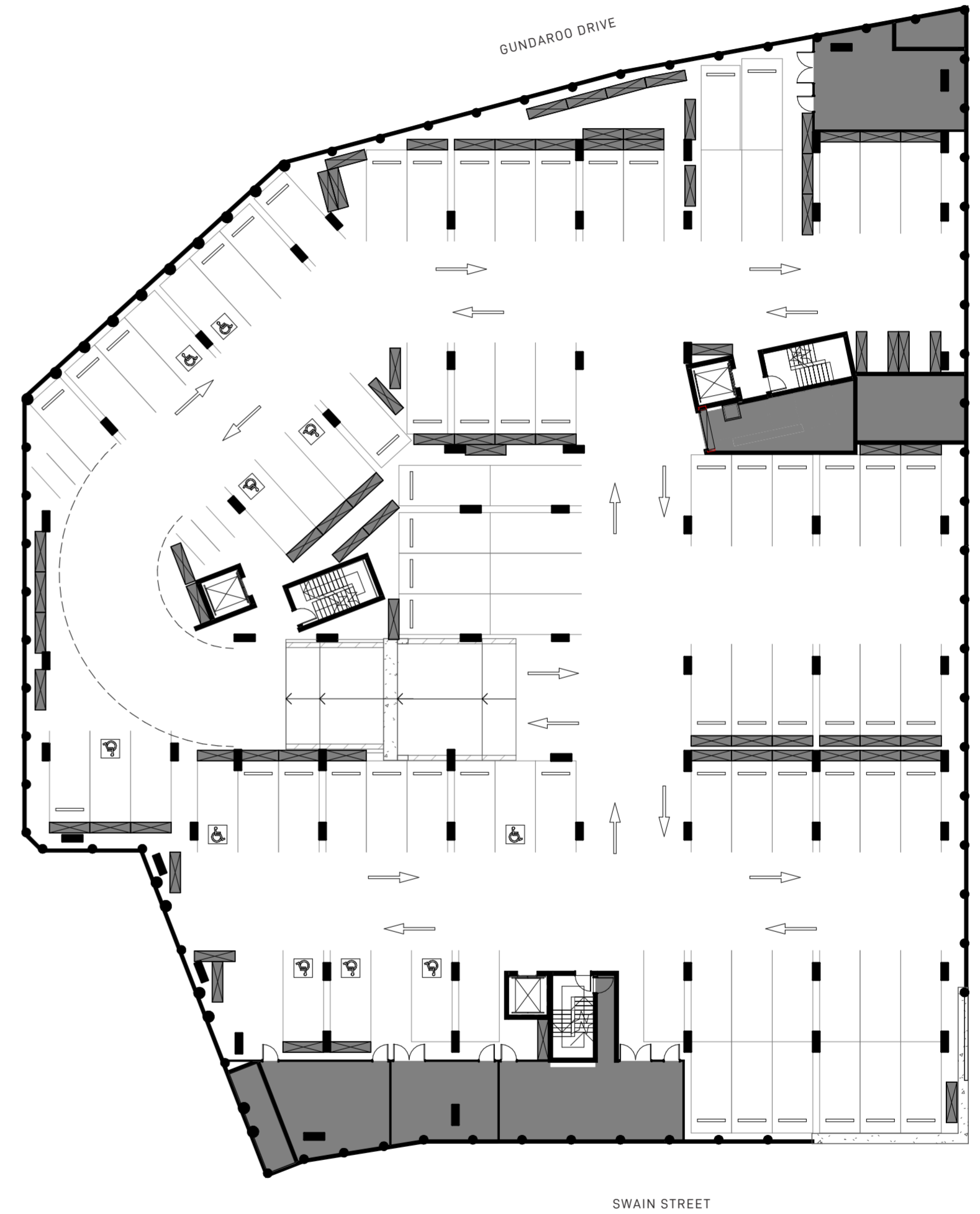
BLOCK 4 & 5, SECTION 224, GUNGAHLIN			
DRAWING No	DRAWING TITLE	REV	DATE
M-0098	BASEMENT 2 PLAN	C	15/11/19



empire | GEOCON

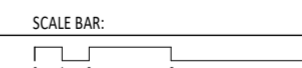
While we endeavor to ensure the contents of these plans are correct at the time of printing, the information they contain is to be used as a guide only. Furnishings and floor coverings are for illustrative purposes only and are not shown to scale nor included in the stated price (unless expressly included). The columns shown are their only in diameter throughout the building. Area calculations are for gross floor area and are measured to the exterior face of end walls, the centerline of party walls & the exterior face of corner area walls. The plans were completed prior to the completion of final design, engineering and construction of the building. Therefore design, engineering, dimensions, fittings, finishes and specifications are subject to change without notice in accordance with the provisions of the Contract of Sale.

BASEMENT 01



BASEMENT 1 PLAN

BLOCK 4 & 5, SECTION 224, GUNGAHLIN			
DRAWING No	DRAWING TITLE	REV	DATE
M-0099	BASEMENT 1 PLAN	C	15/11/19



empire | GEOCON

While we endeavor to ensure the contents of these plans are correct at the time of printing, the information they contain is to be used as a guide only. Furnishings and floor coverings are for illustrative purposes only and are not shown to scale nor included in the stated price (unless expressly included). The columns shown are their only in diameter throughout the building. Area calculations are for gross floor area and are measured to the exterior face of end walls, the centerline of party walls & the exterior face of corner area walls. The plans were completed prior to the completion of final design, engineering and construction of the building. Therefore design, engineering, dimensions, fittings, finishes and specifications are subject to change without notice in accordance with the provisions of the Contract of Sale.

GROUND



GROUND PLAN

BLOCK 4 & 5, SECTION 224, GUNGAHLIN
 DRAWING No: M-0100
 DRAWING TITLE: GROUND PLAN

REV: C
 DATE: 15/11/19

SCALE BAR: 0 1 2 3 4 5 10

empire | GEOCON

While we endeavor to ensure the contents of these plans are correct at the time of printing, the information they contain is to be used as a guide only. Furnishings and floor coverings are for illustrative purposes only and are not shown to scale nor included in the stated price unless expressly included. The columns shown may vary in diameter throughout the building. Area calculations are for gross floor area and are measured to the exterior face of end walls, the centerline of party walls & the exterior face of corner area walls. The plans were completed prior to the completion of final design, engineering and construction of the building. Therefore design, engineering, dimensions, fittings, finishes and specifications are subject to change without notice in accordance with the provisions of the Contract of Sale.

LEVEL 01



LEVEL 1 PLAN

BLOCK 4 & 5, SECTION 224, GUNGAHLIN
 DRAWING No: M-0102
 DRAWING TITLE: LEVEL 1 PLAN

REV: C
 DATE: 08/11/19

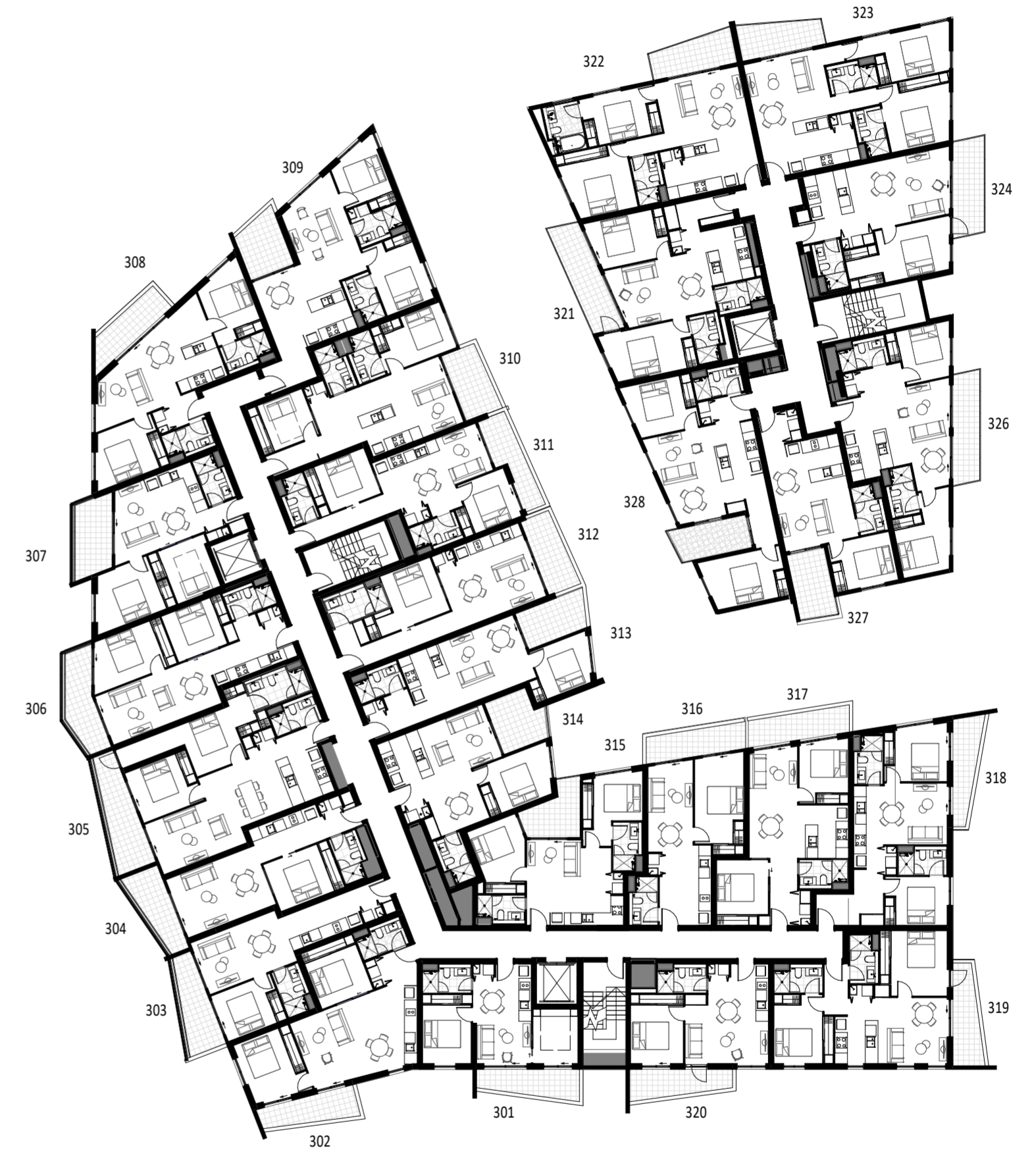
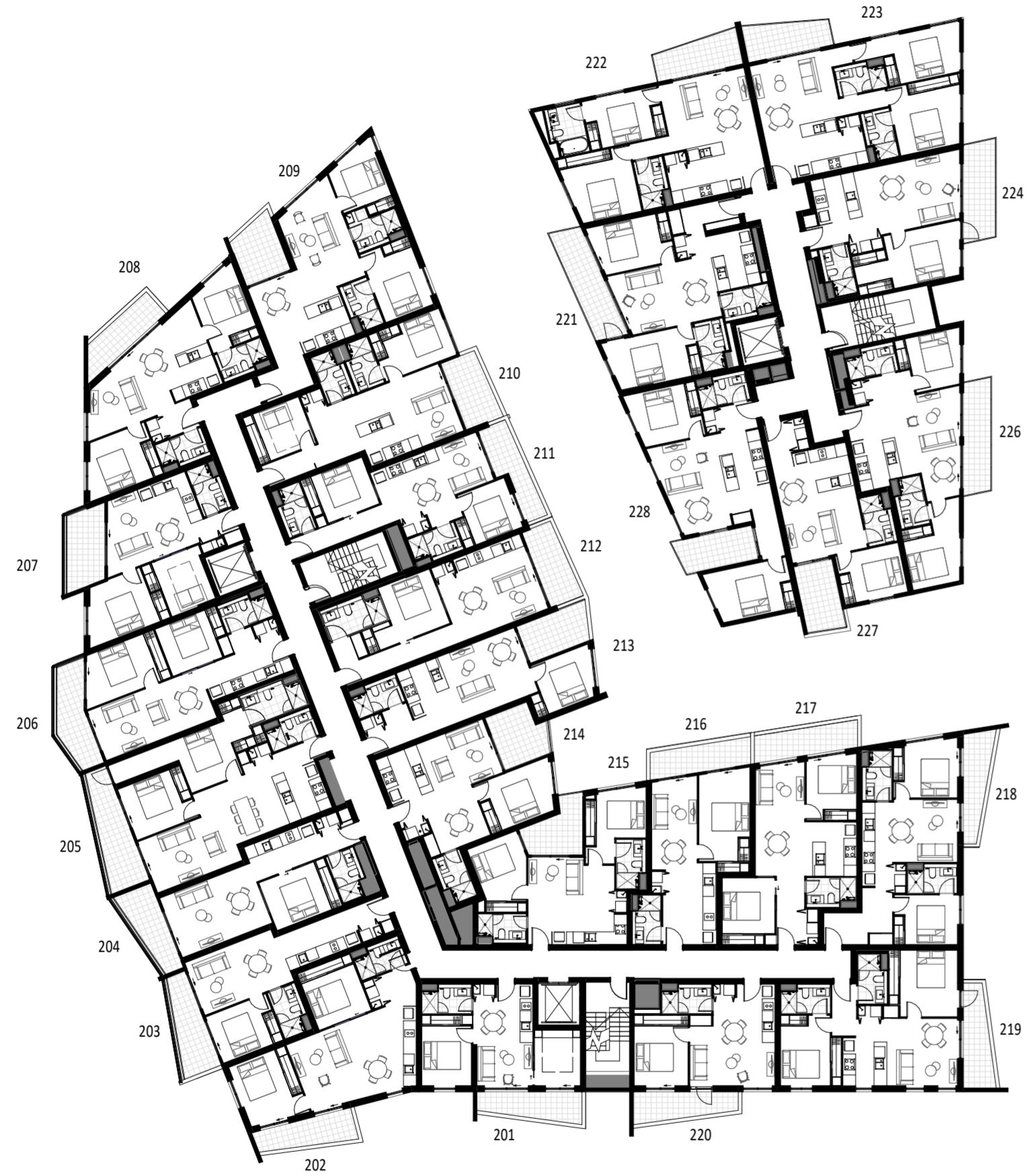
SCALE BAR: 0 1 2 3 4 5 10

empire | GEOCON

While we endeavor to ensure the contents of these plans are correct at the time of printing, the information they contain is to be used as a guide only. Furnishings and floor coverings are for illustrative purposes only and are not shown to scale nor included in the stated price unless expressly included. The columns shown may vary in diameter throughout the building. Area calculations are for gross floor area and are measured to the exterior face of end walls, the centerline of party walls & the exterior face of corner area walls. The plans were completed prior to the completion of final design, engineering and construction of the building. Therefore design, engineering, dimensions, fittings, finishes and specifications are subject to change without notice in accordance with the provisions of the Contract of Sale.

LEVEL 02

LEVEL 03

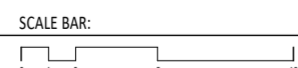


LEVEL 2 PLAN

LEVEL 3 PLAN

BLOCK 4 & 5, SECTION 224, GUNGAHLIN
 DRAWING No M-0103 DRAWING TITLE LEVEL 2 PLAN

REV C DATE: 08/11/19



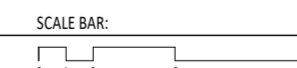
empire | GEOCON

While we endeavor to ensure the contents of these plans are correct at the time of printing, the information they contain is to be used as a guide only. Furnishings and floor coverings are for illustrative purposes only and are not shown to scale nor included in the stated price (unless expressly included). The columns shown are in diameter throughout the building. Area calculations are for gross floor area and are measured to the exterior face of end walls, the centerline of party walls & the exterior face of corner area walls. The plans were completed prior to the completion of final design, engineering and construction of the building. Therefore design, engineering, dimensions, fittings, finishes and specifications are subject to change without notice in accordance with the provisions of the Contract of Sale.



BLOCK 4 & 5, SECTION 224, GUNGAHLIN
 DRAWING No M-0104 DRAWING TITLE LEVEL 3 PLAN

REV C DATE: 08/11/19



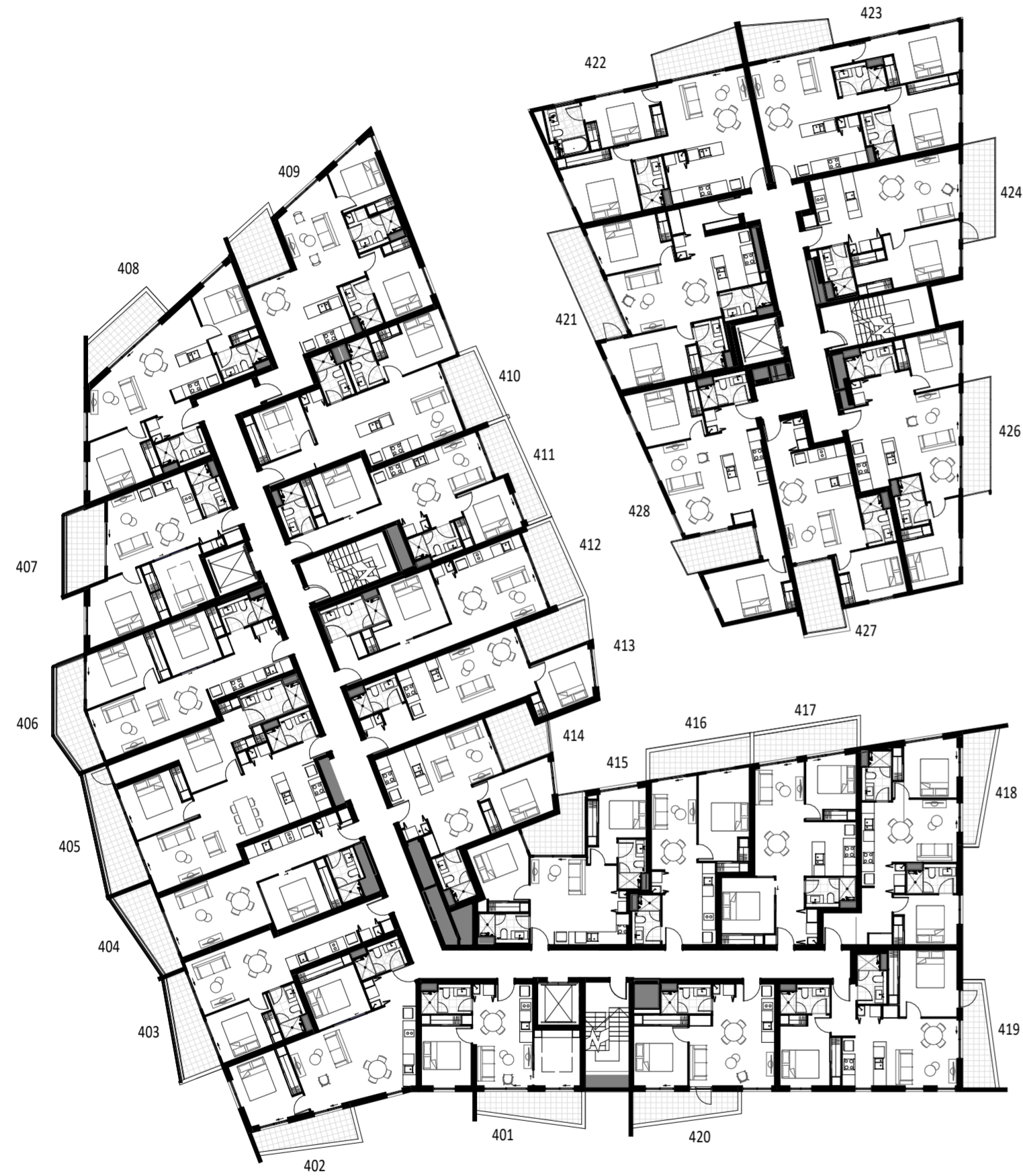
empire | GEOCON

While we endeavor to ensure the contents of these plans are correct at the time of printing, the information they contain is to be used as a guide only. Furnishings and floor coverings are for illustrative purposes only and are not shown to scale nor included in the stated price (unless expressly included). The columns shown are in diameter throughout the building. Area calculations are for gross floor area and are measured to the exterior face of end walls, the centerline of party walls & the exterior face of corner area walls. The plans were completed prior to the completion of final design, engineering and construction of the building. Therefore design, engineering, dimensions, fittings, finishes and specifications are subject to change without notice in accordance with the provisions of the Contract of Sale.



LEVEL 04

LEVEL 05



LEVEL 4 PLAN

LEVEL 5 PLAN

BLOCK 4 & 5, SECTION 224, GUNGAHLIN
 DRAWING No M-0105 DRAWING TITLE LEVEL 4 PLAN

REV C DATE: 08/11/19

SCALE BAR: 0 1 2 3 4 5

empire | GEOCON

While we endeavor to ensure the contents of these plans are correct at the time of printing, the information they contain is to be used as a guide only. Furnishings and floor coverings are for illustrative purposes only and are not shown to scale nor included in the stated price (unless expressly included). The columns shown are the way in diameter throughout the building. Area calculations are for gross floor area and are measured to the exterior face of end walls, the centerline of party walls & the exterior face of corner area walls. The plans were completed prior to the completion of final design, engineering and construction of the building. Therefore design, engineering, dimensions, fittings, finishes and specifications are subject to change without notice in accordance with the provisions of the Contract of Sale.



BLOCK 4 & 5, SECTION 224, GUNGAHLIN
 DRAWING No M-0106 DRAWING TITLE LEVEL 5 PLAN

REV C DATE: 08/11/19

SCALE BAR: 0 1 2 3 4 5

empire | GEOCON

While we endeavor to ensure the contents of these plans are correct at the time of printing, the information they contain is to be used as a guide only. Furnishings and floor coverings are for illustrative purposes only and are not shown to scale nor included in the stated price (unless expressly included). The columns shown are the way in diameter throughout the building. Area calculations are for gross floor area and are measured to the exterior face of end walls, the centerline of party walls & the exterior face of corner area walls. The plans were completed prior to the completion of final design, engineering and construction of the building. Therefore design, engineering, dimensions, fittings, finishes and specifications are subject to change without notice in accordance with the provisions of the Contract of Sale.



LEVEL 06

LEVEL 07



LEVEL 6 PLAN

LEVEL 7 PLAN

BLOCK 4 & 5, SECTION 224, GUNGAHLIN
 DRAWING No M-0107 DRAWING TITLE LEVEL 6 PLAN

REV C DATE: 08/11/19

SCALE BAR: 0 1 2 3 4 5

empire | GEOCON

While we endeavor to ensure the contents of these plans are correct at the time of printing, the information they contain is to be used as a guide only. Furnishings and floor coverings are for illustrative purposes only and are not shown to scale nor included in the stated price (unless expressly included). The columns shown are the only in diameter throughout the building. Area calculations are for gross floor area and are measured to the exterior face of end walls, the centerline of party walls & the exterior face of common area walls. The plans were completed prior to the completion of final design, engineering and construction of the building. Therefore design, engineering, dimensions, fittings, finishes and specifications are subject to change without notice in accordance with the provisions of the Contract of Sale.



BLOCK 4 & 5, SECTION 224, GUNGAHLIN
 DRAWING No M-0108 DRAWING TITLE LEVEL 7 PLAN

REV C DATE: 08/11/19

SCALE BAR: 0 1 2 3 4 5

empire | GEOCON

While we endeavor to ensure the contents of these plans are correct at the time of printing, the information they contain is to be used as a guide only. Furnishings and floor coverings are for illustrative purposes only and are not shown to scale nor included in the stated price (unless expressly included). The columns shown are the only in diameter throughout the building. Area calculations are for gross floor area and are measured to the exterior face of end walls, the centerline of party walls & the exterior face of common area walls. The plans were completed prior to the completion of final design, engineering and construction of the building. Therefore design, engineering, dimensions, fittings, finishes and specifications are subject to change without notice in accordance with the provisions of the Contract of Sale.



LEVEL 08



LEVEL 8 PLAN

LEVEL 09



LEVEL 9 PLAN

BLOCK 4 & 5, SECTION 224, GUNGAHLIN
 DRAWING No M-0109 DRAWING TITLE LEVEL 8 PLAN

REV C DATE: 08/11/19

SCALE BAR: 0 1 2 3 4 5

empire | GEOCON

While we endeavor to ensure the contents of these plans are correct at the time of printing, the information they contain is to be used as a guide only. Furnishings and floor coverings are for illustrative purposes only and are not shown to scale nor included in the stated price (unless expressly included). The columns shown are the only in diameter throughout the building. Area calculations are for gross floor area and are measured to the exterior face of end walls, the centerline of party walls & the exterior face of common area walls. The plans were completed prior to the completion of final design, engineering and construction of the building. Therefore design, engineering, dimensions, fittings, finishes and specifications are subject to change without notice in accordance with the provisions of the Contract of Sale.



BLOCK 4 & 5, SECTION 224, GUNGAHLIN
 DRAWING No M-0110 DRAWING TITLE LEVEL 9 PLAN

REV C DATE: 08/11/19

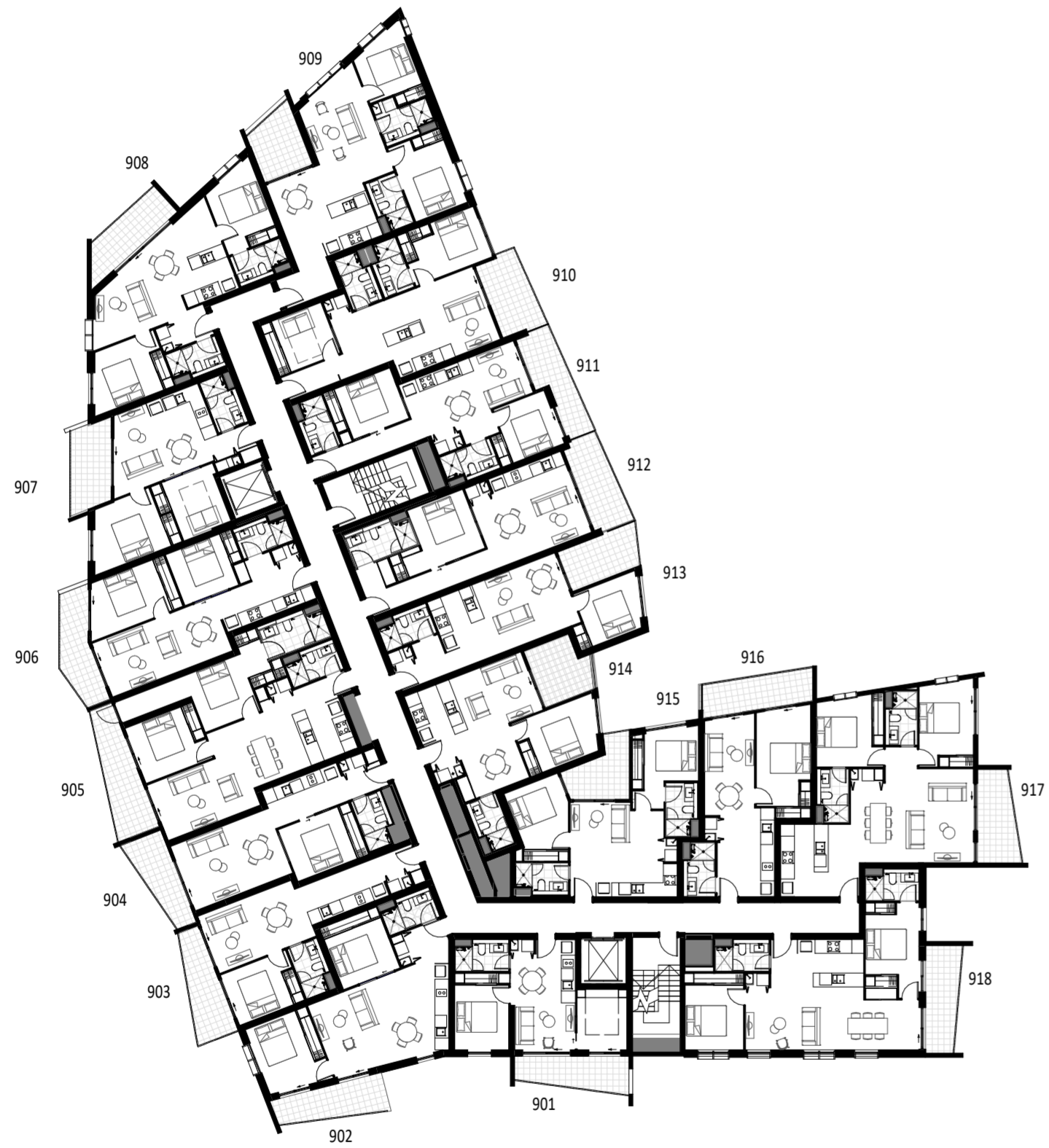
SCALE BAR: 0 1 2 3 4 5

empire | GEOCON

While we endeavor to ensure the contents of these plans are correct at the time of printing, the information they contain is to be used as a guide only. Furnishings and floor coverings are for illustrative purposes only and are not shown to scale nor included in the stated price (unless expressly included). The columns shown are the only in diameter throughout the building. Area calculations are for gross floor area and are measured to the exterior face of end walls, the centerline of party walls & the exterior face of common area walls. The plans were completed prior to the completion of final design, engineering and construction of the building. Therefore design, engineering, dimensions, fittings, finishes and specifications are subject to change without notice in accordance with the provisions of the Contract of Sale.



LEVEL 09



LEVEL 9 PLAN

BLOCK 4 & 5, SECTION 224, GUNGAHLIN
 DRAWING No M-0110 DRAWING TITLE LEVEL 9 PLAN

REV C DATE: 08/11/19

SCALE BAR: 0 1 2 3 4 5

empire | GEOCON

While we endeavor to ensure the contents of these plans are correct at the time of printing, the information they contain is to be used as a guide only. Furnishings and floor coverings are for illustrative purposes only and are not shown to scale nor included in the stated price (unless expressly included). The columns shown are vary in diameter throughout the building. Area calculations are for gross floor area and are measured to the exterior face of end walls, the centerline of party walls & the exterior face of common area walls. The plans were completed prior to the completion of final design, engineering and construction of the building. Therefore design, engineering, dimensions, fittings, finishes and specifications are subject to change without notice in accordance with the provisions of the Contract of Sale.

LEVEL 10



LEVEL 10 PLAN

BLOCK 4 & 5, SECTION 224, GUNGAHLIN
 DRAWING No M-0111 DRAWING TITLE LEVEL 10 PLAN

REV C DATE: 08/11/19

SCALE BAR: 0 1 2 3 4 5

empire | GEOCON

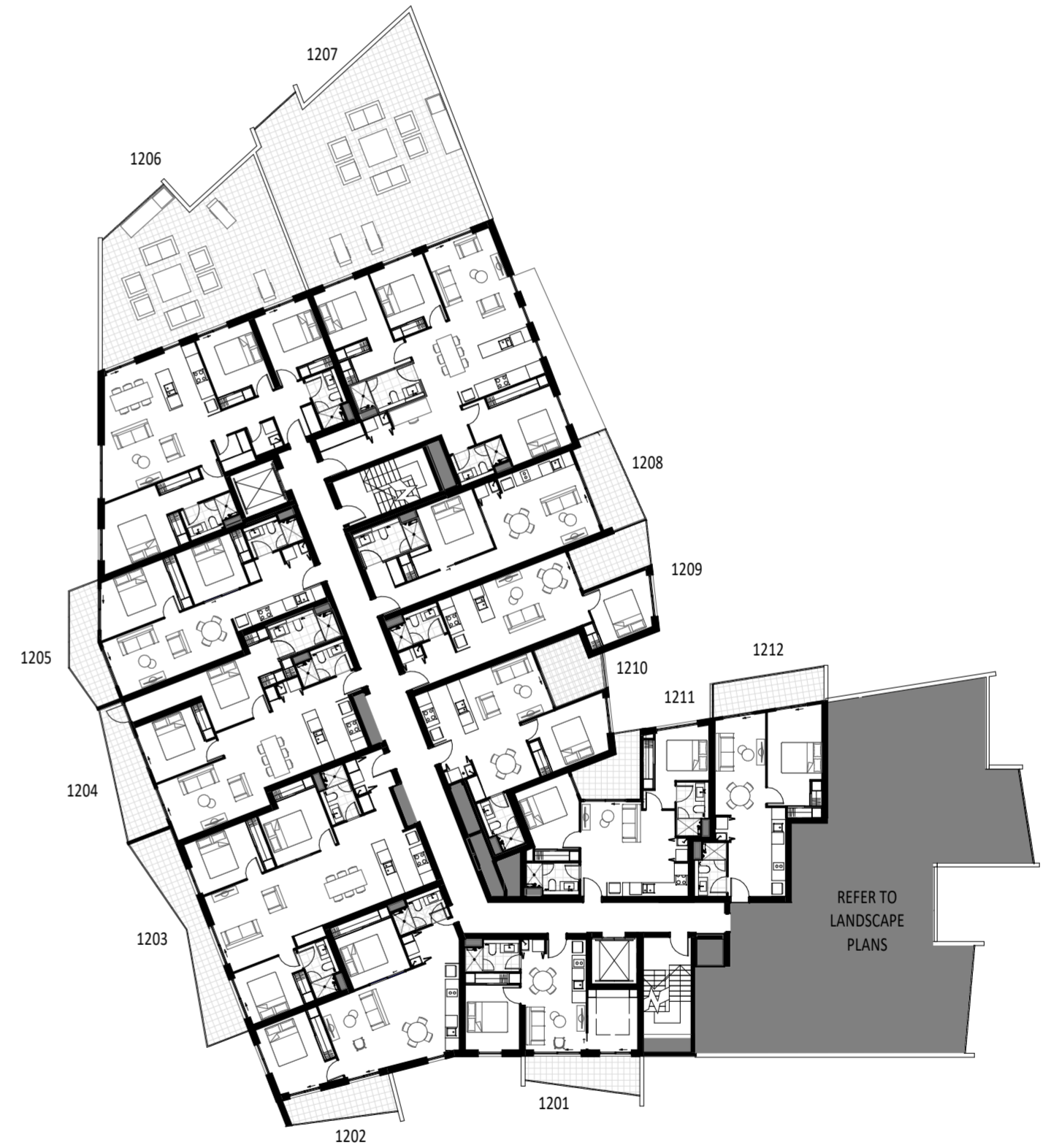
While we endeavor to ensure the contents of these plans are correct at the time of printing, the information they contain is to be used as a guide only. Furnishings and floor coverings are for illustrative purposes only and are not shown to scale nor included in the stated price (unless expressly included). The columns shown are vary in diameter throughout the building. Area calculations are for gross floor area and are measured to the exterior face of end walls, the centerline of party walls & the exterior face of common area walls. The plans were completed prior to the completion of final design, engineering and construction of the building. Therefore design, engineering, dimensions, fittings, finishes and specifications are subject to change without notice in accordance with the provisions of the Contract of Sale.

LEVEL 11



LEVEL 11 PLAN

LEVEL 12



LEVEL 12 PLAN

BLOCK 4 & 5, SECTION 224, GUNGAHLIN
 DRAWING No: M-0112
 DRAWING TITLE: LEVEL 11 PLAN

REV: C
 DATE: 08/11/19



empire | GEOCON

While we endeavor to ensure the contents of these plans are correct at the time of printing, the information they contain is to be used as a guide only. Furnishings and floor coverings are for illustrative purposes only and are not shown to scale nor included in the stated price (unless expressly included). The columns shown are vary in diameter throughout the building. Area calculations are for gross floor area and are measured to the exterior face of end walls, the centerline of party walls & the exterior face of common area walls. The plans were completed prior to the completion of final design, engineering and construction of the building. Therefore design, engineering, dimensions, fittings, finishes and specifications are subject to change without notice in accordance with the provisions of the Contract of Sale.



BLOCK 4 & 5, SECTION 224, GUNGAHLIN
 DRAWING No: M-0113
 DRAWING TITLE: LEVEL 12 PLAN

REV: C
 DATE: 08/11/19

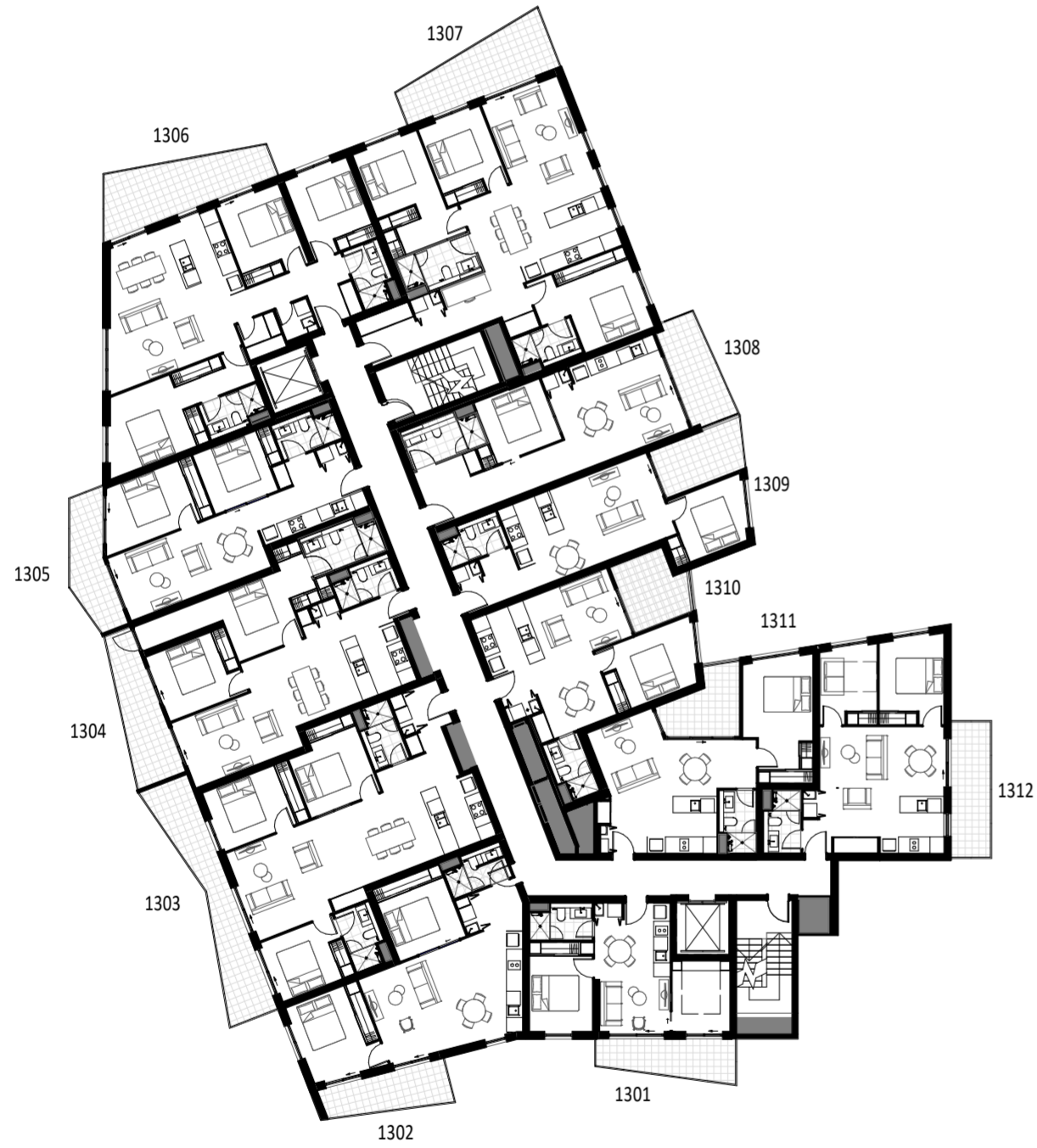


empire | GEOCON

While we endeavor to ensure the contents of these plans are correct at the time of printing, the information they contain is to be used as a guide only. Furnishings and floor coverings are for illustrative purposes only and are not shown to scale nor included in the stated price (unless expressly included). The columns shown are vary in diameter throughout the building. Area calculations are for gross floor area and are measured to the exterior face of end walls, the centerline of party walls & the exterior face of common area walls. The plans were completed prior to the completion of final design, engineering and construction of the building. Therefore design, engineering, dimensions, fittings, finishes and specifications are subject to change without notice in accordance with the provisions of the Contract of Sale.

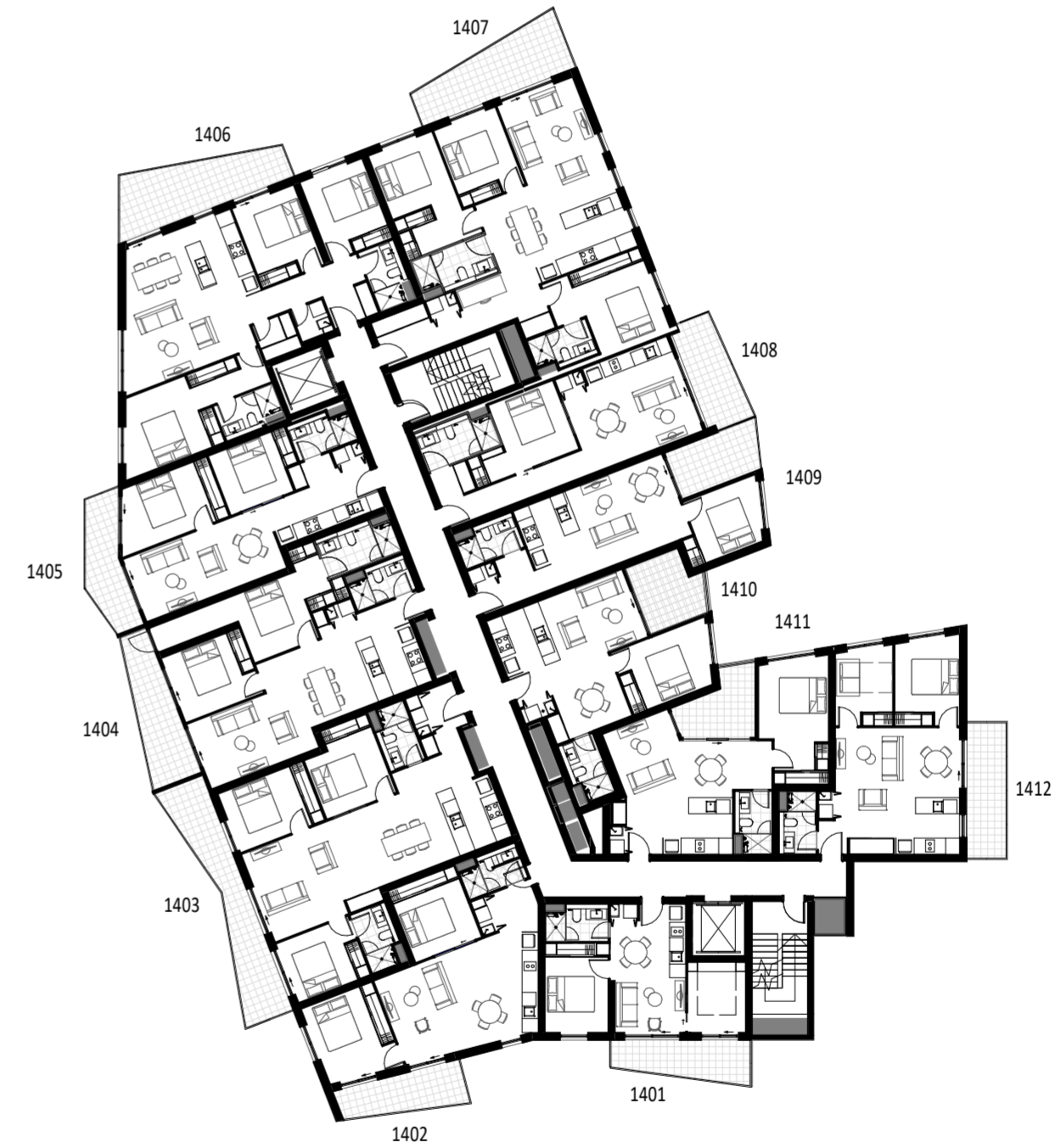


LEVEL 13



LEVEL 13 PLAN

LEVEL 14



LEVEL 14 PLAN

BLOCK 4 & 5, SECTION 224, GUNGAHLIN
 DRAWING No M-0114 DRAWING TITLE LEVEL 13 PLAN

REV C DATE: 08/11/19

SCALE BAR: 0 1 2 3 4 5 10

empire | GEOCON

While we endeavor to ensure the contents of these plans are correct at the time of printing, the information they contain is to be used as a guide only. Furnishings and floor coverings are for illustrative purposes only and are not shown to scale nor included in the stated price (unless expressly included). The columns shown are vary in diameter throughout the building. Area calculations are for gross floor area and are measured to the exterior face of end walls, the centerline of party walls & the exterior face of common area walls. The plans were completed prior to the completion of final design, engineering and construction of the building. Therefore design, engineering, dimensions, fittings, finishes and specifications are subject to change without notice in accordance with the provisions of the Contract of Sale.



BLOCK 4 & 5, SECTION 224, GUNGAHLIN
 DRAWING No M-0115 DRAWING TITLE LEVEL 14 PLAN

REV C DATE: 08/11/19

SCALE BAR: 0 1 2 3 4 5 10

empire | GEOCON

While we endeavor to ensure the contents of these plans are correct at the time of printing, the information they contain is to be used as a guide only. Furnishings and floor coverings are for illustrative purposes only and are not shown to scale nor included in the stated price (unless expressly included). The columns shown are vary in diameter throughout the building. Area calculations are for gross floor area and are measured to the exterior face of end walls, the centerline of party walls & the exterior face of common area walls. The plans were completed prior to the completion of final design, engineering and construction of the building. Therefore design, engineering, dimensions, fittings, finishes and specifications are subject to change without notice in accordance with the provisions of the Contract of Sale.

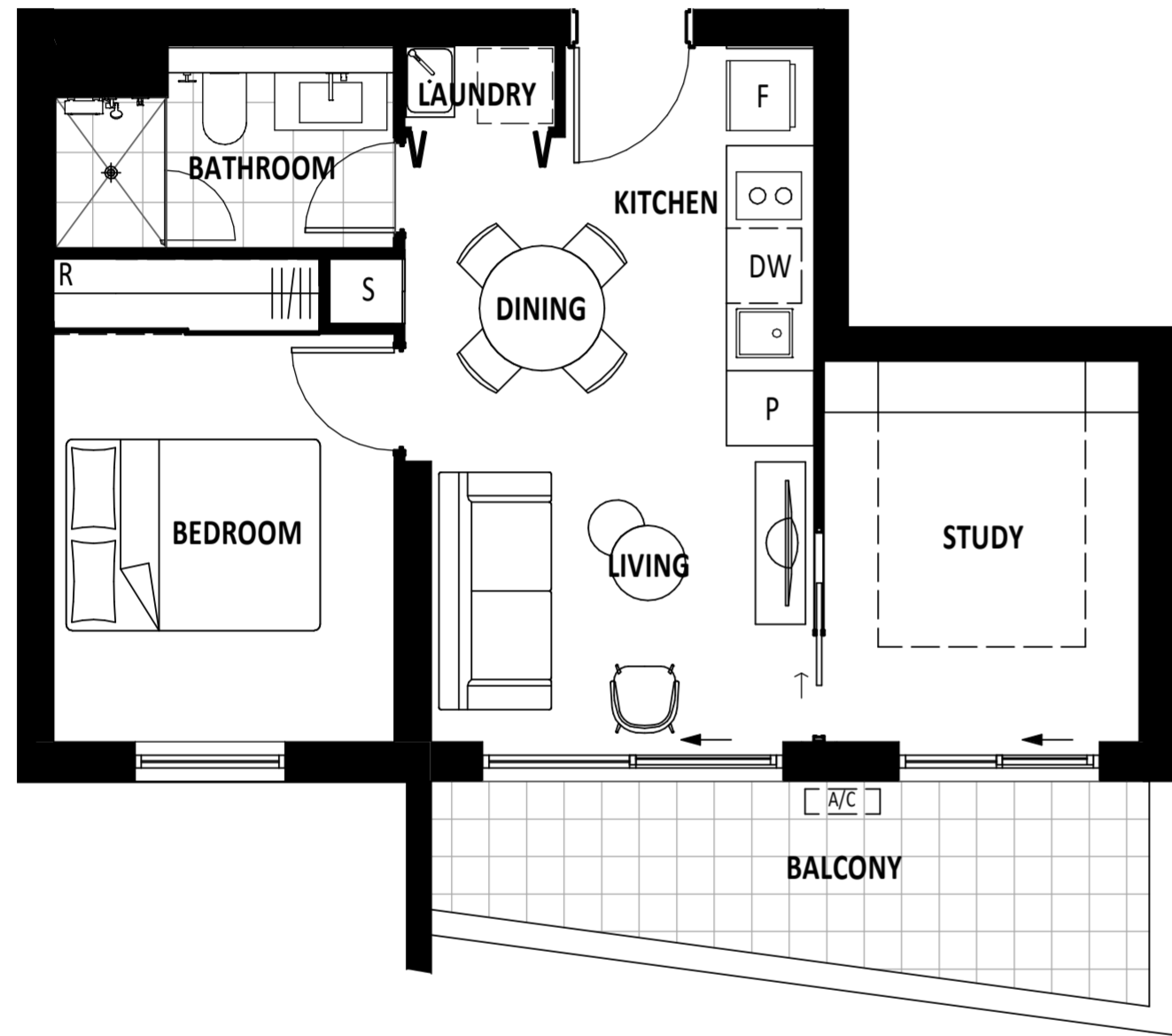


THE ESTABLISHMENT | CANBERRA

FLOOR PLANS



FLOOR PLANS



UNIT TYPE PLAN - A.1A

		APPLICABLE TO UNITS:					
EXTERNAL	8 m ²	101	401	701	1001	1301	
INTERNAL	47 m ²	201	501	801	1101	1401	
TOTAL	55 m ²	301	601	901	1201		

BLOCK 4 & 5, SECTION 224, GUNGAHLIN

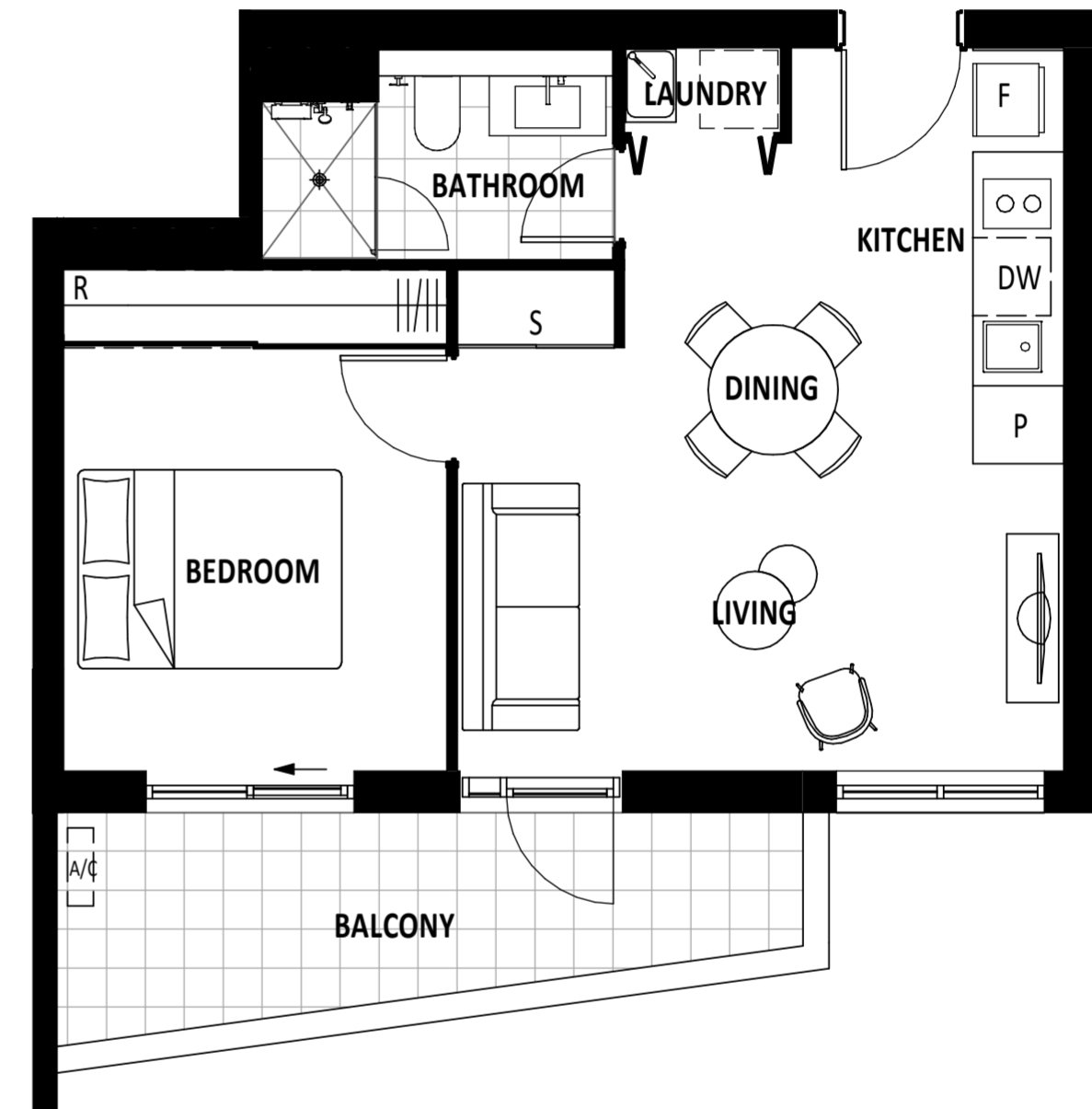
DRAWING No	DRAWING TITLE	REV	DATE	SCALE BAR:
M-4001	UNIT TYPE PLAN - A.1A	C	08/11/19	

empire | GEOCON

Whilst we endeavor to ensure the contents of these plans are correct at the time of printing, the information they contain is to be used as a guide only. Furnishings and floor coverings are for illustrative purposes only and are not shown to scale nor included in the stated price (unless expressly included). The columns shown may vary in diameter throughout the building. Area calculations are for gross floor area and are measured to the exterior face of end walls, the exterior face of common area walls. The plans were completed prior to the completion of final design, engineering and construction of the building. Therefore design, engineering, dimensions, fittings, finishes and specifications are subject to change without notice in accordance with the provisions of the Contract of Sale.



FLOOR PLANS



UNIT TYPE PLAN - A.1B

		APPLICABLE TO UNITS:		
EXTERNAL	8 m ²	120	420	720
INTERNAL	45 m ²	220	520	
TOTAL	53 m ²	320	620	

BLOCK 4 & 5, SECTION 224, GUNGAHLIN

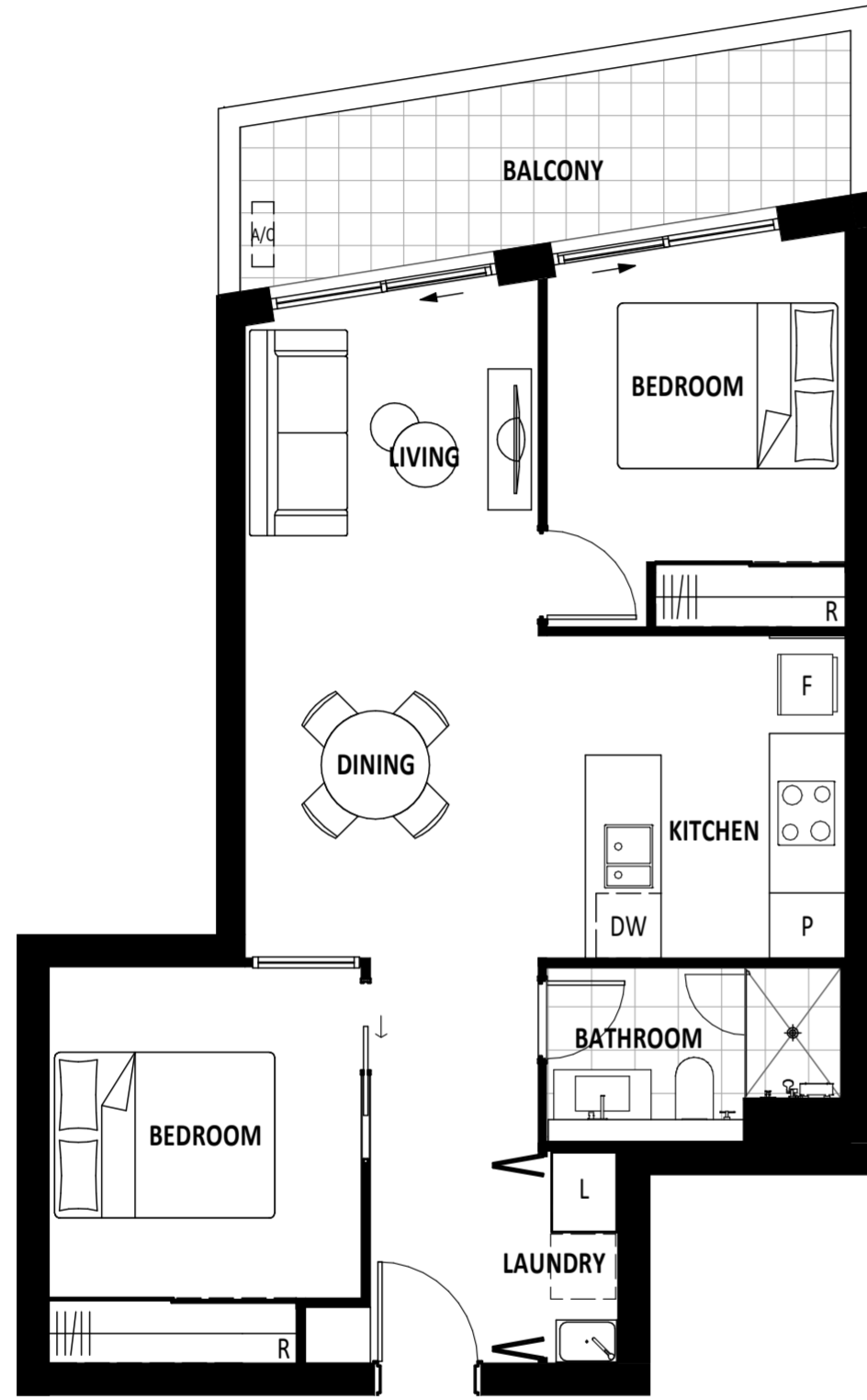
DRAWING No	DRAWING TITLE	REV	DATE	SCALE BAR:
M-4002	UNIT TYPE PLAN - A.1B	C	08/11/19	

empire | GEOCON

Whilst we endeavor to ensure the contents of these plans are correct at the time of printing, the information they contain is to be used as a guide only. Furnishings and floor coverings are for illustrative purposes only and are not shown to scale nor included in the stated price (unless expressly included). The columns shown may vary in diameter throughout the building. Area calculations are for gross floor area and are measured to the exterior face of end walls, the exterior face of common area walls. The plans were completed prior to the completion of final design, engineering and construction of the building. Therefore design, engineering, dimensions, fittings, finishes and specifications are subject to change without notice in accordance with the provisions of the Contract of Sale.



FLOOR PLANS



UNIT TYPE PLAN - A.2R

		APPLICABLE TO UNITS:		
EXTERNAL	8 m ²	117	417	717
INTERNAL	64 m ²	217	517	
TOTAL	72 m ²	317	617	

BLOCK 4 & 5, SECTION 224, GUNGAHLIN

DRAWING No	DRAWING TITLE	REV	DATE	SCALE BAR:
M-4003	UNIT TYPE PLAN - A.2R	C	08/11/19	0 1 2 3

empire | GEOCON

Whilst we endeavor to ensure the contents of these plans are correct at the time of printing, the information they contain is to be used as a guide only. Furnishings and floor coverings are for illustrative purposes only and are not shown to scale nor included in the stated price (unless expressly included). The columns shown may vary in diameter throughout the building. Area calculations are for gross floor area and are measured to the exterior face of end walls, the exterior face of common area walls. The plans were completed prior to the completion of final design, engineering and construction of the building. Therefore design, engineering, dimensions, fittings, finishes and specifications are subject to change without notice in accordance with the provisions of the Contract of Sale.

FLOOR PLANS



UNIT TYPE PLAN - A.2Q

		APPLICABLE TO UNITS:			
EXTERNAL	8 m ²	111	411	711	1011
INTERNAL	62 m ²	211	511	811	1111
TOTAL	70 m ²	311	611	911	

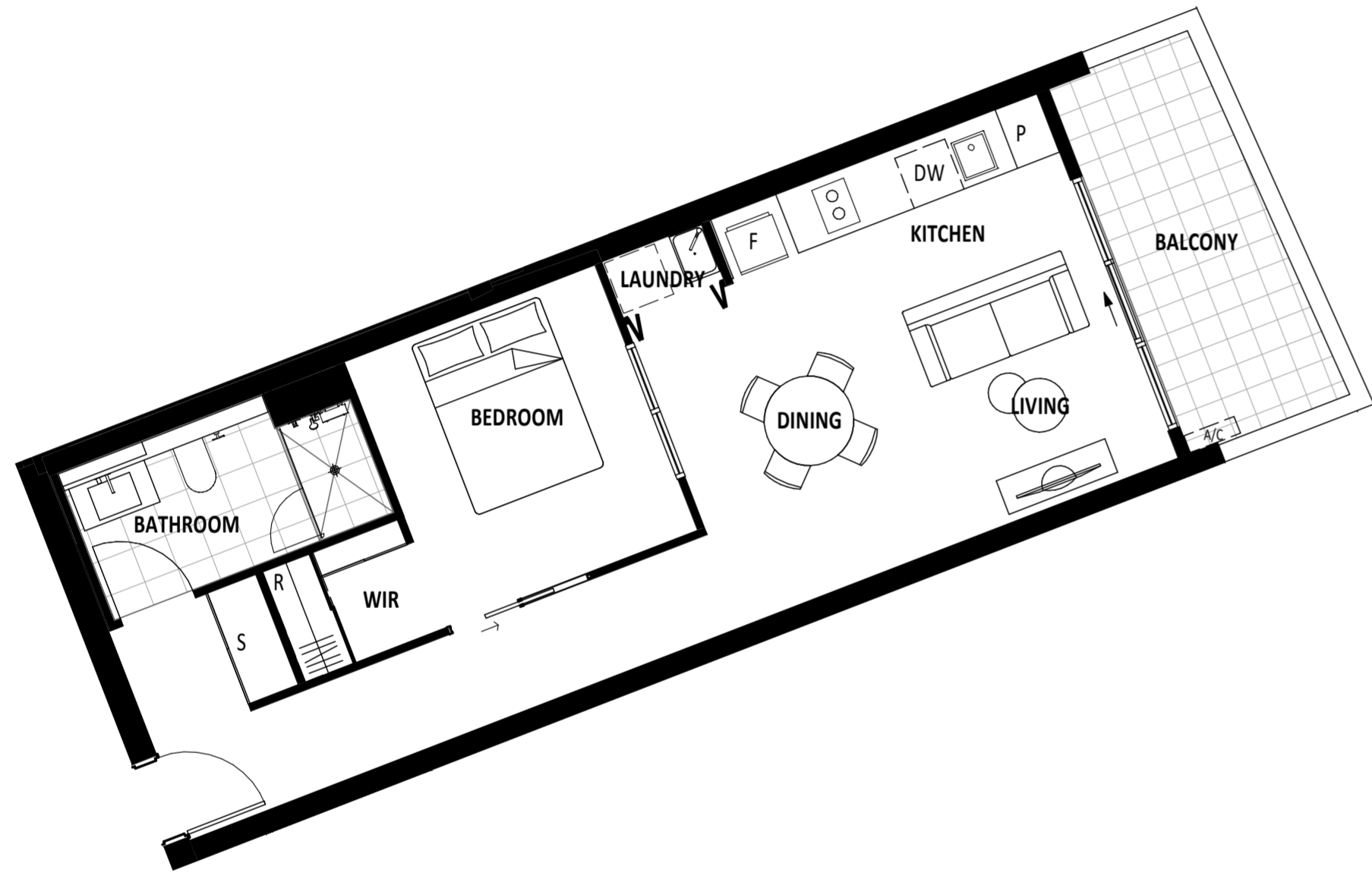
BLOCK 4 & 5, SECTION 224, GUNGAHLIN

DRAWING No	DRAWING TITLE	REV	DATE	SCALE BAR:
M-4004	UNIT TYPE PLAN - A.2Q	C	08/11/19	0 1 2 3

empire | GEOCON

Whilst we endeavor to ensure the contents of these plans are correct at the time of printing, the information they contain is to be used as a guide only. Furnishings and floor coverings are for illustrative purposes only and are not shown to scale nor included in the stated price (unless expressly included). The columns shown may vary in diameter throughout the building. Area calculations are for gross floor area and are measured to the exterior face of end walls, the exterior face of common area walls. The plans were completed prior to the completion of final design, engineering and construction of the building. Therefore design, engineering, dimensions, fittings, finishes and specifications are subject to change without notice in accordance with the provisions of the Contract of Sale.

FLOOR PLANS



UNIT TYPE PLAN - A.1E

		APPLICABLE TO UNITS AS SHOWN:				
EXTERNAL	8 m ²	112	412	712	1012	1308
INTERNAL	57 m ²	212	512	812	1112	1408
TOTAL	65 m ²	312	612	912	1208	

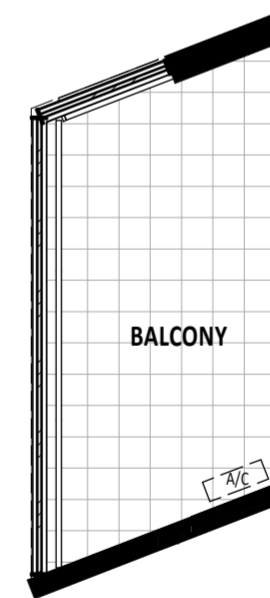
BLOCK 4 & 5, SECTION 224, GUNGAHLIN

DRAWING No	DRAWING TITLE	REV	DATE	SCALE BAR:
M-4005	UNIT TYPE PLAN - A.1E	C	08/11/19	0 1 2 3

empire | GEOCON

Whilst we endeavor to ensure the contents of these plans are correct at the time of printing, the information they contain is to be used as a guide only. Furnishings and floor coverings are for illustrative purposes only and are not shown to scale nor included in the stated price (unless expressly included). The columns shown may vary in diameter throughout the building. Area calculations are for gross floor area and are measured to the exterior face of end walls, the exterior face of party walls to the exterior face of common area walls. The plans were completed prior to the completion of final design, engineering and construction of the building. Therefore design, engineering, dimensions, fittings, finishes and specifications are subject to change without notice in accordance with the provisions of the Contract of Sale.

FLOOR PLANS



UNIT TYPE PLAN - A.1F

		APPLICABLE TO UNITS AS SHOWN:			APPLICABLE TO UNITS WITH PRIVACY LOUVRES:	
EXTERNAL	9 m ²	507	807	1107	107	407
INTERNAL	56 m ²	607	907		207	
TOTAL	65 m ²	707	1007		307	

BLOCK 4 & 5, SECTION 224, GUNGAHLIN

DRAWING No	DRAWING TITLE	REV	DATE	SCALE BAR:
M-4006	UNIT TYPE PLAN - A.1F	C	08/11/19	0 1 2 3

empire | GEOCON

Whilst we endeavor to ensure the contents of these plans are correct at the time of printing, the information they contain is to be used as a guide only. Furnishings and floor coverings are for illustrative purposes only and are not shown to scale nor included in the stated price (unless expressly included). The columns shown may vary in diameter throughout the building. Area calculations are for gross floor area and are measured to the exterior face of end walls, the exterior face of party walls to the exterior face of common area walls. The plans were completed prior to the completion of final design, engineering and construction of the building. Therefore design, engineering, dimensions, fittings, finishes and specifications are subject to change without notice in accordance with the provisions of the Contract of Sale.

FLOOR PLANS



UNIT TYPE PLAN - A.2G

		APPLICABLE TO UNITS:			
EXTERNAL	6 m ²	110	410	710	1010
INTERNAL	69 m ²	210	510	810	1110
TOTAL	75 m ²	310	610	910	

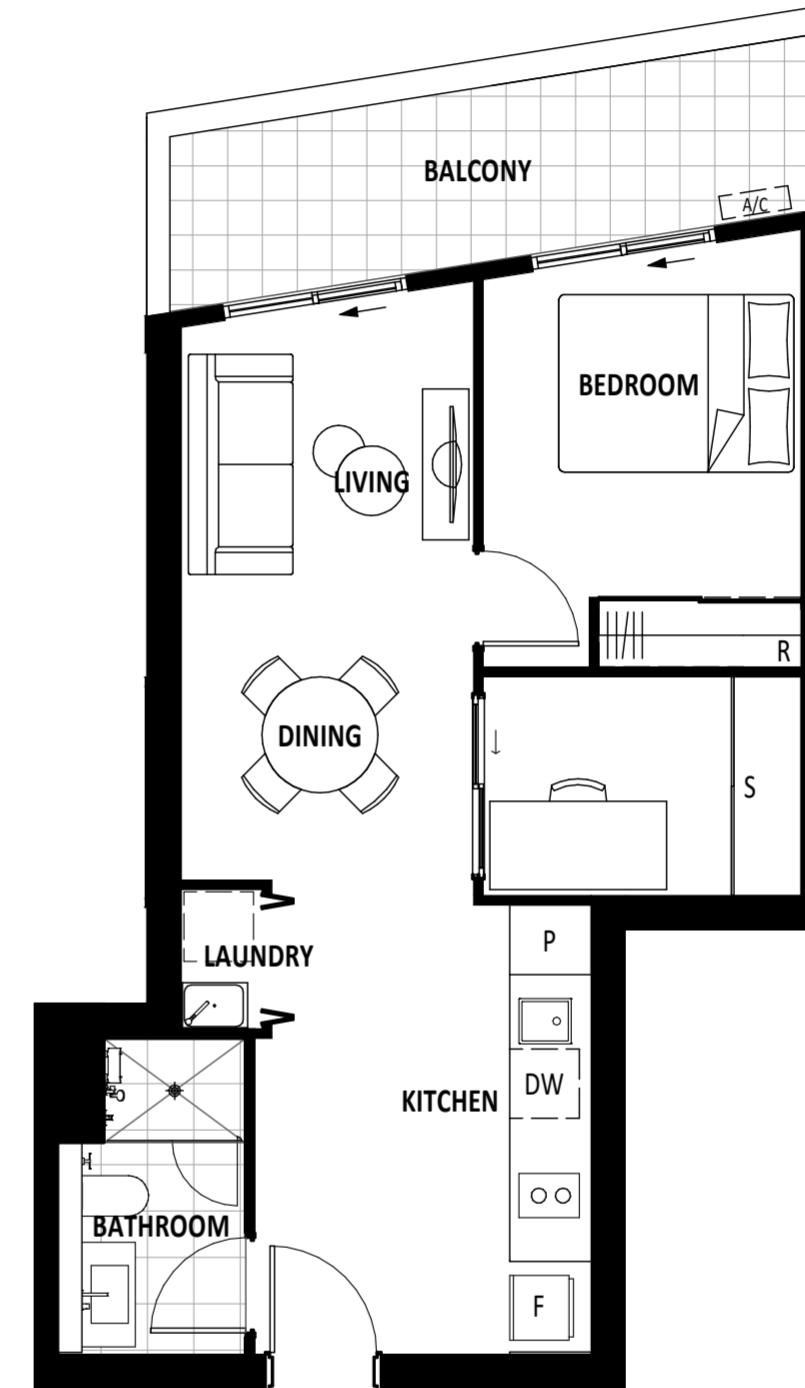
BLOCK 4 & 5, SECTION 224, GUNGAHLIN

DRAWING No	DRAWING TITLE	REV	DATE	SCALE BAR:
M-4007	UNIT TYPE PLAN - A.2G	C	08/11/19	0 1 2 3

empire | GEOCON

Whilst we endeavor to ensure the contents of these plans are correct at the time of printing, the information they contain is to be used as a guide only. Furnishings and floor coverings are for illustrative purposes only and are not shown to scale nor included in the stated price (unless expressly included). The columns shown may vary in diameter throughout the building. Area calculations are for gross floor area and are measured to the exterior face of end walls, the exterior face of common area walls. The plans were completed prior to the completion of final design, engineering and construction of the building. Therefore design, engineering, dimensions, fittings, finishes and specifications are subject to change without notice in accordance with the provisions of the Contract of Sale.

FLOOR PLANS



UNIT TYPE PLAN - A.1H

		APPLICABLE TO UNITS:			
EXTERNAL	8 m ²	116	416	716	1016
INTERNAL	50 m ²	216	516	816	1116
TOTAL	58 m ²	316	616	916	1212

BLOCK 4 & 5, SECTION 224, GUNGAHLIN

DRAWING No	DRAWING TITLE	REV	DATE	SCALE BAR:
M-4008	UNIT TYPE PLAN - A.1H	C	08/11/19	0 1 2 3

empire | GEOCON

Whilst we endeavor to ensure the contents of these plans are correct at the time of printing, the information they contain is to be used as a guide only. Furnishings and floor coverings are for illustrative purposes only and are not shown to scale nor included in the stated price (unless expressly included). The columns shown may vary in diameter throughout the building. Area calculations are for gross floor area and are measured to the exterior face of end walls, the exterior face of common area walls. The plans were completed prior to the completion of final design, engineering and construction of the building. Therefore design, engineering, dimensions, fittings, finishes and specifications are subject to change without notice in accordance with the provisions of the Contract of Sale.

FLOOR PLANS



UNIT TYPE PLAN - A.1P

	EXTERNAL	INTERNAL	TOTAL
APPLICABLE TO UNITS AS SHOWN:	9 m ²	48 m ²	57 m ²
	503	603	703
	803	903	1003
	1103		

APPLICABLE TO UNITS, WITH PRIVACY LOUVRES:

	103	203	303
--	-----	-----	-----

BLOCK 4 & 5, SECTION 224, GUNGAHLIN		REV	DATE:
DRAWING No	DRAWING TITLE		
M-4009	UNIT TYPE PLAN - A.1P	C	08/11/19

empire | GEOCON

Whilst we endeavor to ensure the contents of these plans are correct at the time of printing, the information they contain is to be used as a guide only. Furnishings and floor coverings are for illustrative purposes only and are not shown to scale nor included in the stated price (unless expressly included). The columns shown may vary in diameter throughout the building. Area calculations are for gross floor area and are measured to the exterior face of end walls, the centerline of party walls & the exterior face of common area walls. The plans were completed prior to the completion of final design, engineering and construction of the building. Therefore design, engineering, dimensions, fittings, finishes and specifications are subject to change without notice in accordance with the provisions of the Contract of Sale.

FLOOR PLANS



UNIT TYPE PLAN - A.1D

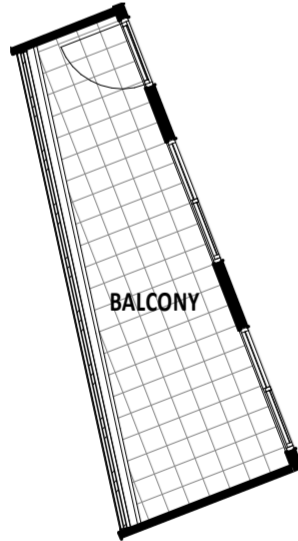
	EXTERNAL	INTERNAL	TOTAL
APPLICABLE TO UNITS AS SHOWN:	8 m ²	52 m ²	60 m ²
	113	213	313
	413	513	613
	713	813	913
	1013	1113	1209
	1309	1409	

BLOCK 4 & 5, SECTION 224, GUNGAHLIN		REV	DATE:
DRAWING No	DRAWING TITLE		
M-4010	UNIT TYPE PLAN - A.1D	C	08/11/19

empire | GEOCON

Whilst we endeavor to ensure the contents of these plans are correct at the time of printing, the information they contain is to be used as a guide only. Furnishings and floor coverings are for illustrative purposes only and are not shown to scale nor included in the stated price (unless expressly included). The columns shown may vary in diameter throughout the building. Area calculations are for gross floor area and are measured to the exterior face of end walls, the centerline of party walls & the exterior face of common area walls. The plans were completed prior to the completion of final design, engineering and construction of the building. Therefore design, engineering, dimensions, fittings, finishes and specifications are subject to change without notice in accordance with the provisions of the Contract of Sale.

FLOOR PLANS



UNIT TYPE PLAN - A.2A

	EXTERNAL	INTERNAL	TOTAL
APPLICABLE TO UNITS AS SHOWN:	12 m ²	86 m ²	98 m ²
505	1105	805	1404
605	1204	905	
705	1304	1005	

APPLICABLE TO UNITS, WITH PRIVACY LOUVRES:

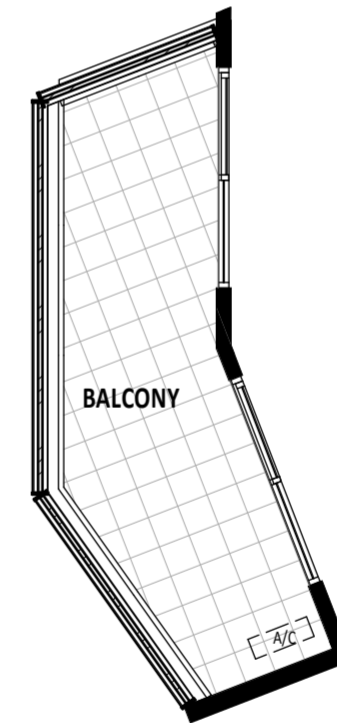
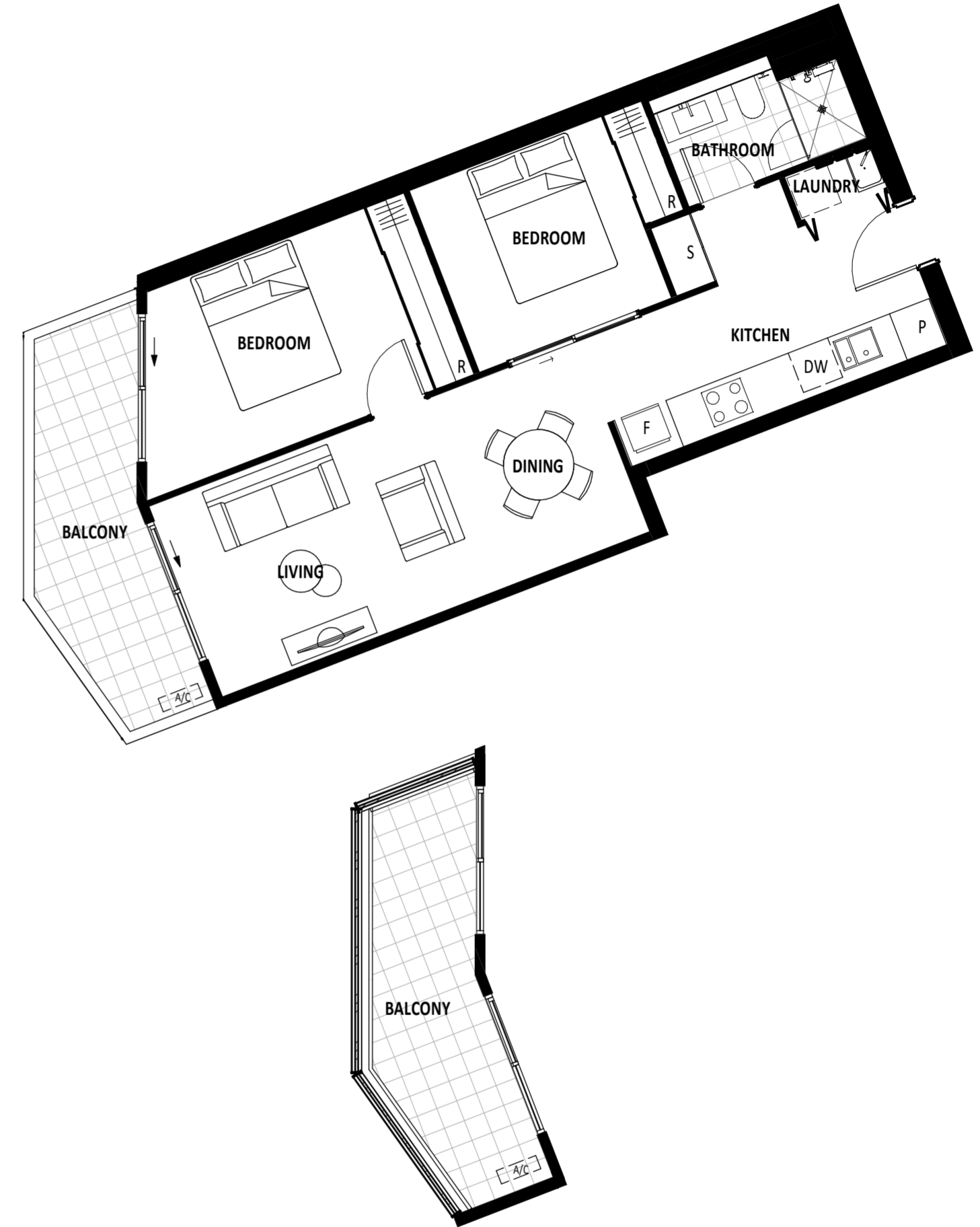
205
305
405

BLOCK 4 & 5, SECTION 224, GUNGAHLIN		REV	DATE
DRAWING No	DRAWING TITLE		
M-4011	UNIT TYPE PLAN - A.2A	C	08/11/19

empire | GEOCON

Whilst we endeavour to ensure the contents of these plans are correct at the time of printing, the information they contain is to be used as a guide only. Furnishings and floor coverings are for illustrative purposes only and are not shown to scale nor included in the stated price (unless expressly included). The columns shown may vary in diameter throughout the building. Area calculations are for gross floor area and are measured to the exterior face of end walls, the perimeter of party walls to the exterior face of common area walls. The plans were completed prior to the completion of final design, engineering and construction of the building. Therefore design, engineering, dimensions, fittings, finishes and specifications are subject to change without notice in accordance with the provisions of the Contract of Sale.

FLOOR PLANS



UNIT TYPE PLAN - A.2T

	EXTERNAL	INTERNAL	TOTAL
APPLICABLE TO UNITS AS SHOWN:	9 m ²	64 m ²	73 m ²
506	806	1106	1405
606	906	1205	
706	1006	1305	

APPLICABLE TO UNITS, WITH PRIVACY LOUVRES:

106	406
206	
306	

BLOCK 4 & 5, SECTION 224, GUNGAHLIN		REV	DATE	SCALE BAR:
DRAWING No	DRAWING TITLE			
M-4012	UNIT TYPE PLAN - A.2T	C	08/11/19	0 1 2 3

empire | GEOCON

Whilst we endeavour to ensure the contents of these plans are correct at the time of printing, the information they contain is to be used as a guide only. Furnishings and floor coverings are for illustrative purposes only and are not shown to scale nor included in the stated price (unless expressly included). The columns shown may vary in diameter throughout the building. Area calculations are for gross floor area and are measured to the exterior face of end walls, the perimeter of party walls to the exterior face of common area walls. The plans were completed prior to the completion of final design, engineering and construction of the building. Therefore design, engineering, dimensions, fittings, finishes and specifications are subject to change without notice in accordance with the provisions of the Contract of Sale.

FLOOR PLANS



UNIT TYPE PLAN - A.2B

	EXTERNAL	INTERNAL	TOTAL
8 m ²	69 m ²	77 m ²	

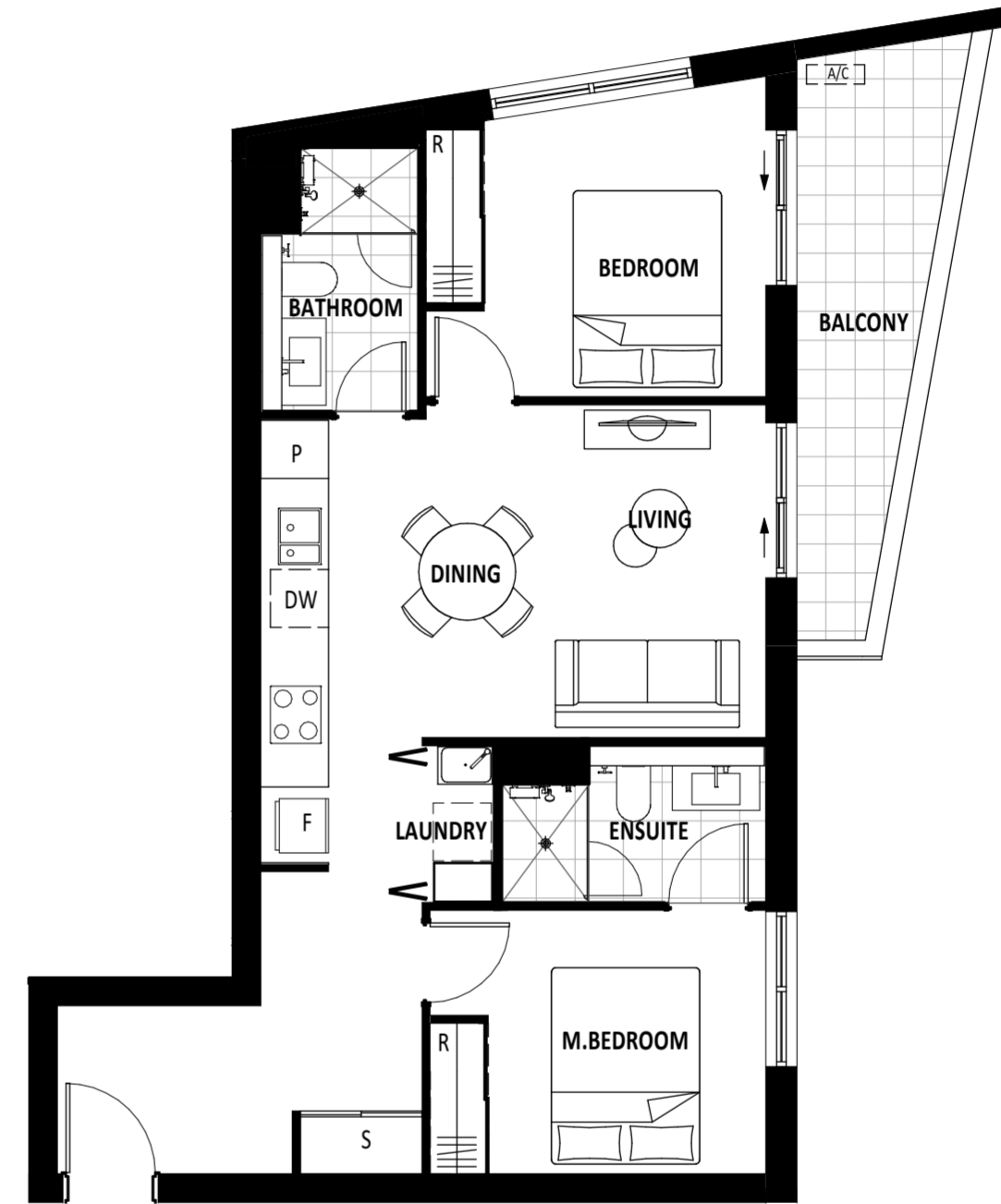
APPLICABLE TO UNITS:	102	402	702	1002	1302
	202	502	802	1102	1402
	302	602	902	1202	

BLOCK 4 & 5, SECTION 224, GUNGAHLIN		REV	DATE	SCALE BAR:
DRAWING No	DRAWING TITLE			
M-4013	UNIT TYPE PLAN - A.2B	C	08/11/19	0 1 2 3

empire | GEOCON

Whilst we endeavor to ensure the contents of these plans are correct at the time of printing, the information they contain is to be used as a guide only. Furnishings and floor coverings are for illustrative purposes only and are not shown to scale nor included in the stated price (unless expressly included). The columns shown may vary in diameter throughout the building. Area calculations are for gross floor area and are measured to the exterior face of end walls, the perimeter of party walls & the exterior face of common area walls. The plans were completed prior to the completion of final design, engineering and construction of the building. Therefore design, engineering, dimensions, fittings, finishes and specifications are subject to change without notice in accordance with the provisions of the Contract of Sale.

FLOOR PLANS



UNIT TYPE PLAN - A.2S

	EXTERNAL	INTERNAL	TOTAL
8 m ²	68 m ²	76 m ²	

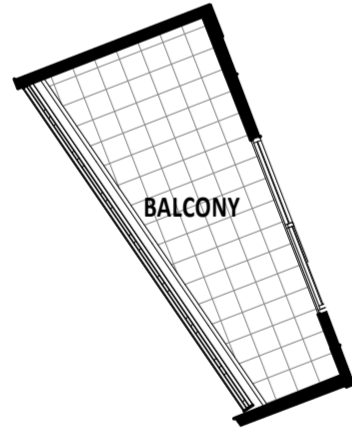
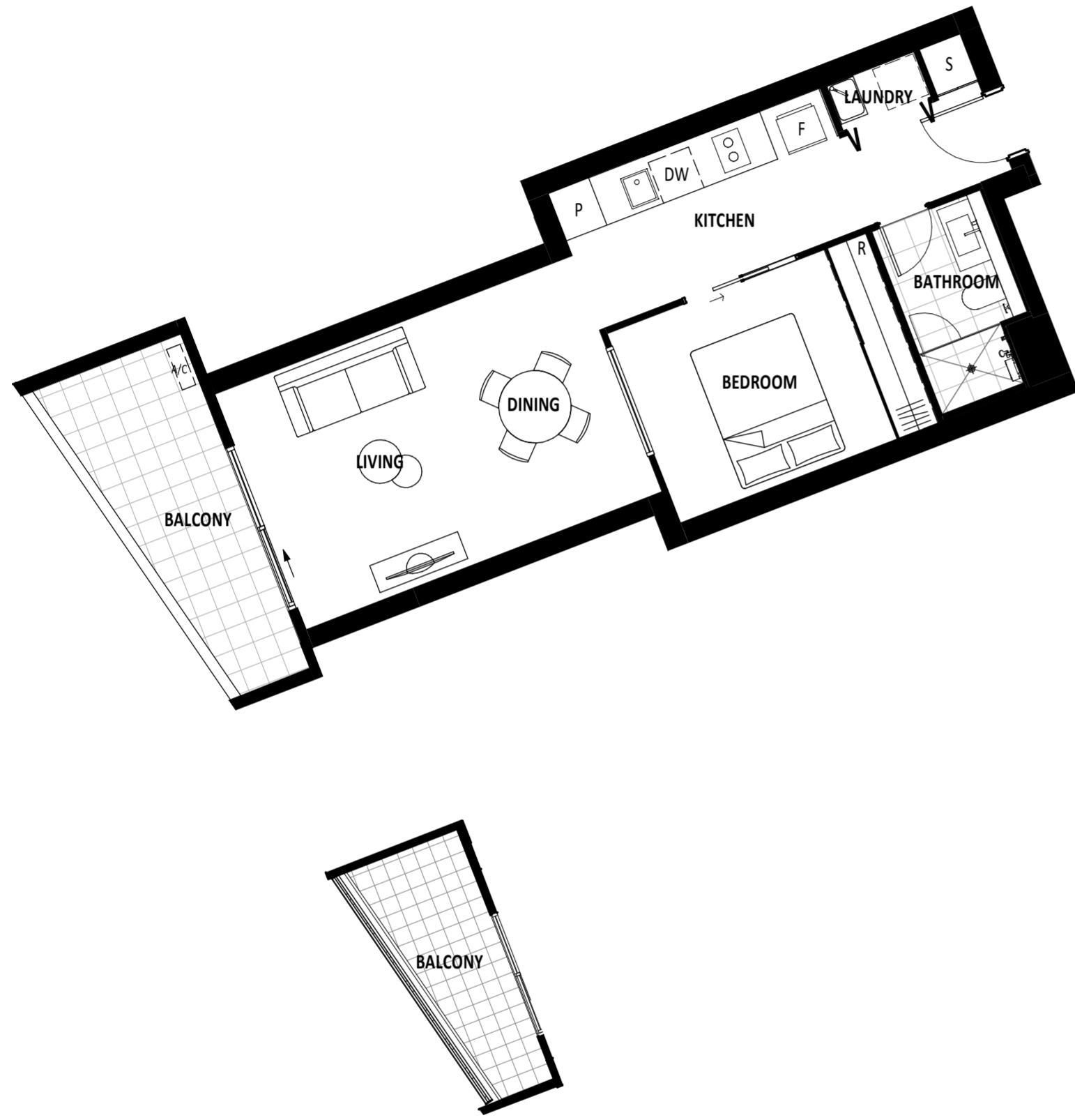
APPLICABLE TO UNITS:	118	418	718
	218	518	
	318	618	

BLOCK 4 & 5, SECTION 224, GUNGAHLIN		REV	DATE	SCALE BAR:
DRAWING No	DRAWING TITLE			
M-4014	UNIT TYPE PLAN - A.2S	C	08/11/19	0 1 2 3

empire | GEOCON

Whilst we endeavor to ensure the contents of these plans are correct at the time of printing, the information they contain is to be used as a guide only. Furnishings and floor coverings are for illustrative purposes only and are not shown to scale nor included in the stated price (unless expressly included). The columns shown may vary in diameter throughout the building. Area calculations are for gross floor area and are measured to the exterior face of end walls, the perimeter of party walls & the exterior face of common area walls. The plans were completed prior to the completion of final design, engineering and construction of the building. Therefore design, engineering, dimensions, fittings, finishes and specifications are subject to change without notice in accordance with the provisions of the Contract of Sale.

FLOOR PLANS



UNIT TYPE PLAN - A.1Q

EXTERNAL	9 m ²
INTERNAL	51 m ²
TOTAL	60 m ²

APPLICABLE TO UNITS AS SHOWN:

504	804	1104
604	904	
704	1004	

APPLICABLE TO UNITS, WITH PRIVACY LOUVRES:

204
304
404

BLOCK 4 & 5, SECTION 224, GUNGAHLIN

DRAWING No	DRAWING TITLE	REV	DATE	SCALE BAR:
M-4015	UNIT TYPE PLAN - A.1Q	C	08/11/19	0 1 2 3

empire | GEOCON

Whilst we endeavour to ensure the contents of these plans are correct at the time of printing, the information they contain is to be used as a guide only. Furnishings and floor coverings are for illustrative purposes only and are not shown to scale nor included in the stated price (unless expressly included). The columns shown may vary in diameter throughout the building. Area calculations are for gross floor area and are measured to the exterior face of end walls, the perimeter of party walls & the exterior face of common area walls. The plans were completed prior to the completion of final design, engineering and construction of the building. Therefore design, engineering, dimensions, fittings, finishes and specifications are subject to change without notice in accordance with the provisions of the Contract of Sale.

FLOOR PLANS



UNIT TYPE PLAN - A.2F

EXTERNAL	8 m ²
INTERNAL	72 m ²
TOTAL	80 m ²

APPLICABLE TO UNITS:

108	408	708	1008
208	508	808	1108
308	608	908	

BLOCK 4 & 5, SECTION 224, GUNGAHLIN

DRAWING No	DRAWING TITLE	REV	DATE	SCALE BAR:
M-4016	UNIT TYPE PLAN - A.2F	C	08/11/19	0 1 2 3

empire | GEOCON

Whilst we endeavour to ensure the contents of these plans are correct at the time of printing, the information they contain is to be used as a guide only. Furnishings and floor coverings are for illustrative purposes only and are not shown to scale nor included in the stated price (unless expressly included). The columns shown may vary in diameter throughout the building. Area calculations are for gross floor area and are measured to the exterior face of end walls, the perimeter of party walls & the exterior face of common area walls. The plans were completed prior to the completion of final design, engineering and construction of the building. Therefore design, engineering, dimensions, fittings, finishes and specifications are subject to change without notice in accordance with the provisions of the Contract of Sale.

FLOOR PLANS



UNIT TYPE PLAN - A.1S

EXTERNAL	10 m ²
INTERNAL	64 m ²
TOTAL	74 m ²

APPLICABLE TO UNITS:

1312
1412

BLOCK 4 & 5, SECTION 224, GUNGAHLIN

DRAWING No	DRAWING TITLE	REV	DATE	SCALE BAR:
M-4017	UNIT TYPE PLAN - A.1S	C	08/11/19	0 1 2 3



empire | GEOCON

Whilst we endeavor to ensure the contents of these plans are correct at the time of printing, the information they contain is to be used as a guide only. Furnishings and floor coverings are for illustrative purposes only and are not shown to scale nor included in the stated price (unless expressly included). The columns shown may vary in diameter throughout the building. Area calculations are for gross floor area and are measured to the exterior face of end walls, the perimeter of party walls to the exterior face of common area walls. The plans were completed prior to the completion of final design, engineering and construction of the building. Therefore design, engineering, dimensions, fittings, finishes and specifications are subject to change without notice in accordance with the provisions of the Contract of Sale.

FLOOR PLANS



UNIT TYPE PLAN - A.2K

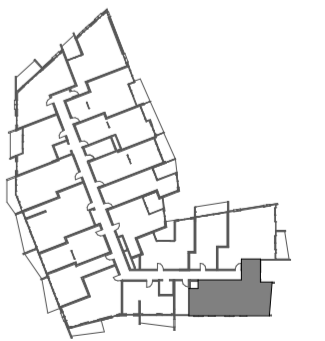
EXTERNAL	9 m ²
INTERNAL	82 m ²
TOTAL	91 m ²

APPLICABLE TO UNITS:

918
1018
1118

BLOCK 4 & 5, SECTION 224, GUNGAHLIN

DRAWING No	DRAWING TITLE	REV	DATE	SCALE BAR:
M-4020	UNIT TYPE PLAN - A.2K	C	08/11/19	0 1 2 3



empire | GEOCON

Whilst we endeavor to ensure the contents of these plans are correct at the time of printing, the information they contain is to be used as a guide only. Furnishings and floor coverings are for illustrative purposes only and are not shown to scale nor included in the stated price (unless expressly included). The columns shown may vary in diameter throughout the building. Area calculations are for gross floor area and are measured to the exterior face of end walls, the perimeter of party walls to the exterior face of common area walls. The plans were completed prior to the completion of final design, engineering and construction of the building. Therefore design, engineering, dimensions, fittings, finishes and specifications are subject to change without notice in accordance with the provisions of the Contract of Sale.

FLOOR PLANS



UNIT TYPE PLAN - A.2K.1

EXTERNAL 74 m²
INTERNAL 82 m²
TOTAL 156 m²

APPLICABLE TO UNITS:

818

BLOCK 4 & 5, SECTION 224, GUNGAHLIN

DRAWING No M-4020A DRAWING TITLE UNIT TYPE PLAN - A.2K.1 REV C DATE: 08/11/19 SCALE BAR: 0 1 2 3



empire | GEOCON

While we endeavour to ensure the contents of these plans are correct at the time of printing, the information they contain is to be used as a guide only. Furnishings and floor coverings are for illustrative purposes only and are not shown to scale nor included in the stated price (unless expressly included). The columns shown may vary in diameter throughout the building. Area calculations are for gross floor area and are measured to the exterior face of end walls, the centreline of party walls & the exterior face of common area walls. The plans were completed prior to the completion of final design, engineering and construction of the building. Therefore design, engineering, dimensions, fittings, finishes and specifications are subject to change without notice in accordance with the provisions of the Contract of Sale.

FLOOR PLANS



UNIT TYPE PLAN - A.2L

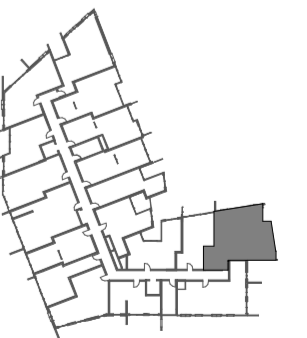
EXTERNAL 8 m²
INTERNAL 85 m²
TOTAL 93 m²

APPLICABLE TO UNITS:

917
1017
1117

BLOCK 4 & 5, SECTION 224, GUNGAHLIN

DRAWING No M-4021 DRAWING TITLE UNIT TYPE PLAN - A.2L REV C DATE: 08/11/19 SCALE BAR: 0 1 2 3



empire | GEOCON

While we endeavour to ensure the contents of these plans are correct at the time of printing, the information they contain is to be used as a guide only. Furnishings and floor coverings are for illustrative purposes only and are not shown to scale nor included in the stated price (unless expressly included). The columns shown may vary in diameter throughout the building. Area calculations are for gross floor area and are measured to the exterior face of end walls, the centreline of party walls & the exterior face of common area walls. The plans were completed prior to the completion of final design, engineering and construction of the building. Therefore design, engineering, dimensions, fittings, finishes and specifications are subject to change without notice in accordance with the provisions of the Contract of Sale.

FLOOR PLANS



UNIT TYPE PLAN - A.2L.1


APPLICABLE TO UNITS:

EXTERNAL 49 m²
INTERNAL 85 m²
TOTAL 134 m²

817

BLOCK 4 & 5, SECTION 224, GUNGAHLIN

DRAWING No. DRAWING TITLE REV DATE SCALE BAR:
M-4021A UNIT TYPE PLAN - A.2L.1 C 08/11/19



empire | GEOCON

Whilst we endeavor to ensure the contents of these plans are correct at the time of printing, the information they contain is to be used as a guide only. Furnishings and floor coverings are for illustrative purposes only and are not shown to scale nor included in the stated price (unless expressly included). The columns shown may vary in diameter throughout the building. Area calculations are for gross floor area and are measured to the exterior face of end walls, the perimeter of party walls & the exterior face of common area walls. The plans were completed prior to the completion of final design, engineering and construction of the building. Therefore design, engineering, dimensions, fittings, finishes and specifications are subject to change without notice in accordance with the provisions of the Contract of Sale.

FLOOR PLANS



UNIT TYPE PLAN - A.1G


APPLICABLE TO UNITS:

EXTERNAL 8 m²
INTERNAL 54 m²
TOTAL 62 m²

114	414	714	1014	1310
214	514	814	1114	1410
314	614	914	1210	

BLOCK 4 & 5, SECTION 224, GUNGAHLIN

DRAWING No. DRAWING TITLE REV DATE SCALE BAR:
M-4022 UNIT TYPE PLAN - A.1G C 08/11/19



empire | GEOCON

Whilst we endeavor to ensure the contents of these plans are correct at the time of printing, the information they contain is to be used as a guide only. Furnishings and floor coverings are for illustrative purposes only and are not shown to scale nor included in the stated price (unless expressly included). The columns shown may vary in diameter throughout the building. Area calculations are for gross floor area and are measured to the exterior face of end walls, the perimeter of party walls & the exterior face of common area walls. The plans were completed prior to the completion of final design, engineering and construction of the building. Therefore design, engineering, dimensions, fittings, finishes and specifications are subject to change without notice in accordance with the provisions of the Contract of Sale.

FLOOR PLANS



UNIT TYPE PLAN - A.1R

EXTERNAL	8 m ²
INTERNAL	58 m ²
TOTAL	66 m ²

APPLICABLE TO UNITS:

1311
1411

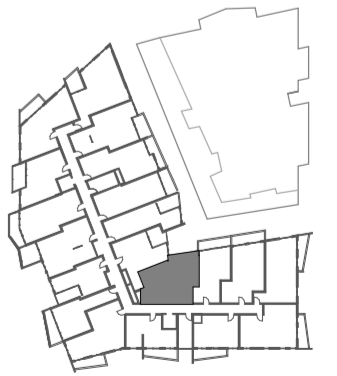
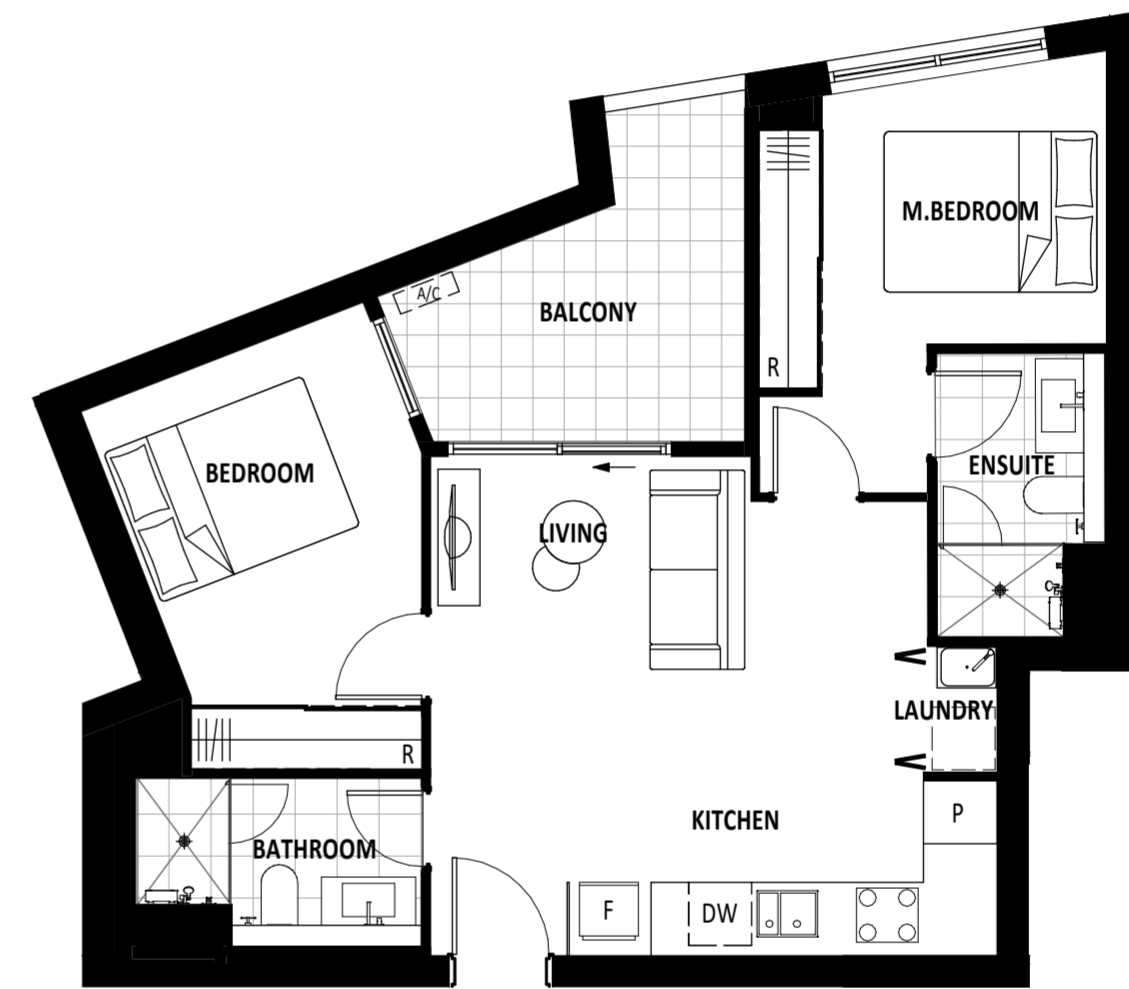
BLOCK 4 & 5, SECTION 224, GUNGAHLIN

DRAWING No	DRAWING TITLE	REV	DATE	SCALE BAR:
M-4023	UNIT TYPE PLAN - A.1R	C	08/11/19	0 1 2 3

empire | GEOCON

Whilst we endeavor to ensure the contents of these plans are correct at the time of printing, the information they contain is to be used as a guide only. Furnishings and floor coverings are for illustrative purposes only and are not shown to scale nor included in the stated price (unless expressly included). The columns shown may vary in diameter throughout the building. Area calculations are for gross floor area and are measured to the exterior face of end walls, the centreline of party walls & the exterior face of common area walls. The plans were completed prior to the completion of final design, engineering and construction of the building. Therefore design, engineering, dimensions, fittings, finishes and specifications are subject to change without notice in accordance with the provisions of the Contract of Sale.

FLOOR PLANS



UNIT TYPE PLAN - A.2C

EXTERNAL	8 m ²
INTERNAL	61 m ²
TOTAL	69 m ²

APPLICABLE TO UNITS:

115	415	715	1015
215	515	815	1115
315	615	915	1211

BLOCK 4 & 5, SECTION 224, GUNGAHLIN

DRAWING No	DRAWING TITLE	REV	DATE	SCALE BAR:
M-4025	UNIT TYPE PLAN - A.2C	C	08/11/19	0 1 2 3

empire | GEOCON

Whilst we endeavor to ensure the contents of these plans are correct at the time of printing, the information they contain is to be used as a guide only. Furnishings and floor coverings are for illustrative purposes only and are not shown to scale nor included in the stated price (unless expressly included). The columns shown may vary in diameter throughout the building. Area calculations are for gross floor area and are measured to the exterior face of end walls, the centreline of party walls & the exterior face of common area walls. The plans were completed prior to the completion of final design, engineering and construction of the building. Therefore design, engineering, dimensions, fittings, finishes and specifications are subject to change without notice in accordance with the provisions of the Contract of Sale.

FLOOR PLANS



UNIT TYPE PLAN - A.1T

EXTERNAL 8 m²
INTERNAL 43 m²
TOTAL 51 m²

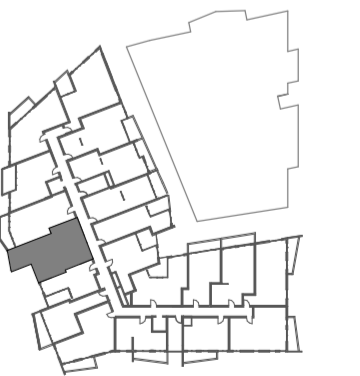
APPLICABLE TO UNITS:
104

DRAWING No	DRAWING TITLE	REV	DATE
M-4026	UNIT TYPE PLAN - A.1T	C	08/11/19

empire | GEOCON

Whilst we endeavor to ensure the contents of these plans are correct at the time of printing, the information they contain is to be used as a guide only. Furnishings and floor coverings are for illustrative purposes only and are not shown to scale nor included in the stated price (unless expressly included). The columns shown may vary in diameter throughout the building. Area calculations are for gross floor area and are measured to the exterior face of end walls, the centreline of party walls & the exterior face of common area walls. The plans were completed prior to the completion of final design, engineering and construction of the building. Therefore design, engineering, dimensions, fittings, finishes and specifications are subject to change without notice in accordance with the provisions of the Contract of Sale.

FLOOR PLANS



UNIT TYPE PLAN - A.2V

EXTERNAL 10 m²
INTERNAL 68 m²
TOTAL 78 m²

APPLICABLE TO UNITS:
105

DRAWING No	DRAWING TITLE	REV	DATE	SCALE BAR
M-4027	UNIT TYPE PLAN - A.2V	C	08/11/19	0 1 2 3

empire | GEOCON

Whilst we endeavor to ensure the contents of these plans are correct at the time of printing, the information they contain is to be used as a guide only. Furnishings and floor coverings are for illustrative purposes only and are not shown to scale nor included in the stated price (unless expressly included). The columns shown may vary in diameter throughout the building. Area calculations are for gross floor area and are measured to the exterior face of end walls, the centreline of party walls & the exterior face of common area walls. The plans were completed prior to the completion of final design, engineering and construction of the building. Therefore design, engineering, dimensions, fittings, finishes and specifications are subject to change without notice in accordance with the provisions of the Contract of Sale.

BALCONY WITH PRIVACY LOUVRE TO FULL EXTENT

FLOOR PLANS



UNIT TYPE PLAN - A.3E

EXTERNAL	17 m ²
INTERNAL	100 m ²
TOTAL	117 m ²

APPLICABLE TO UNITS:	
	1203
	1303
	1403

BLOCK 4 & 5, SECTION 224, GUNGAHLIN

DRAWING No	DRAWING TITLE	REV	DATE	SCALE BAR:
M-4028	UNIT TYPE PLAN - A.3E	C	08/11/19	

empire | GEOCON

Whilst we endeavor to ensure the contents of these plans are correct at the time of printing, the information they contain is to be used as a guide only. Furnishings and floor coverings are for illustrative purposes only and are not shown to scale nor included in the stated price (unless expressly included). The columns shown may vary in diameter throughout the building. Area calculations are for gross floor area and are measured to the exterior face of end walls, the centreline of party walls & the exterior face of common area walls. The plans were completed prior to the completion of final design, engineering and construction of the building. Therefore design, engineering, dimensions, fittings, finishes and specifications are subject to change without notice in accordance with the provisions of the Contract of Sale.

FLOOR PLANS



UNIT TYPE PLAN - A.2V

EXTERNAL	10 m ²
INTERNAL	68 m ²
TOTAL	78 m ²

APPLICABLE TO UNITS:	
	105

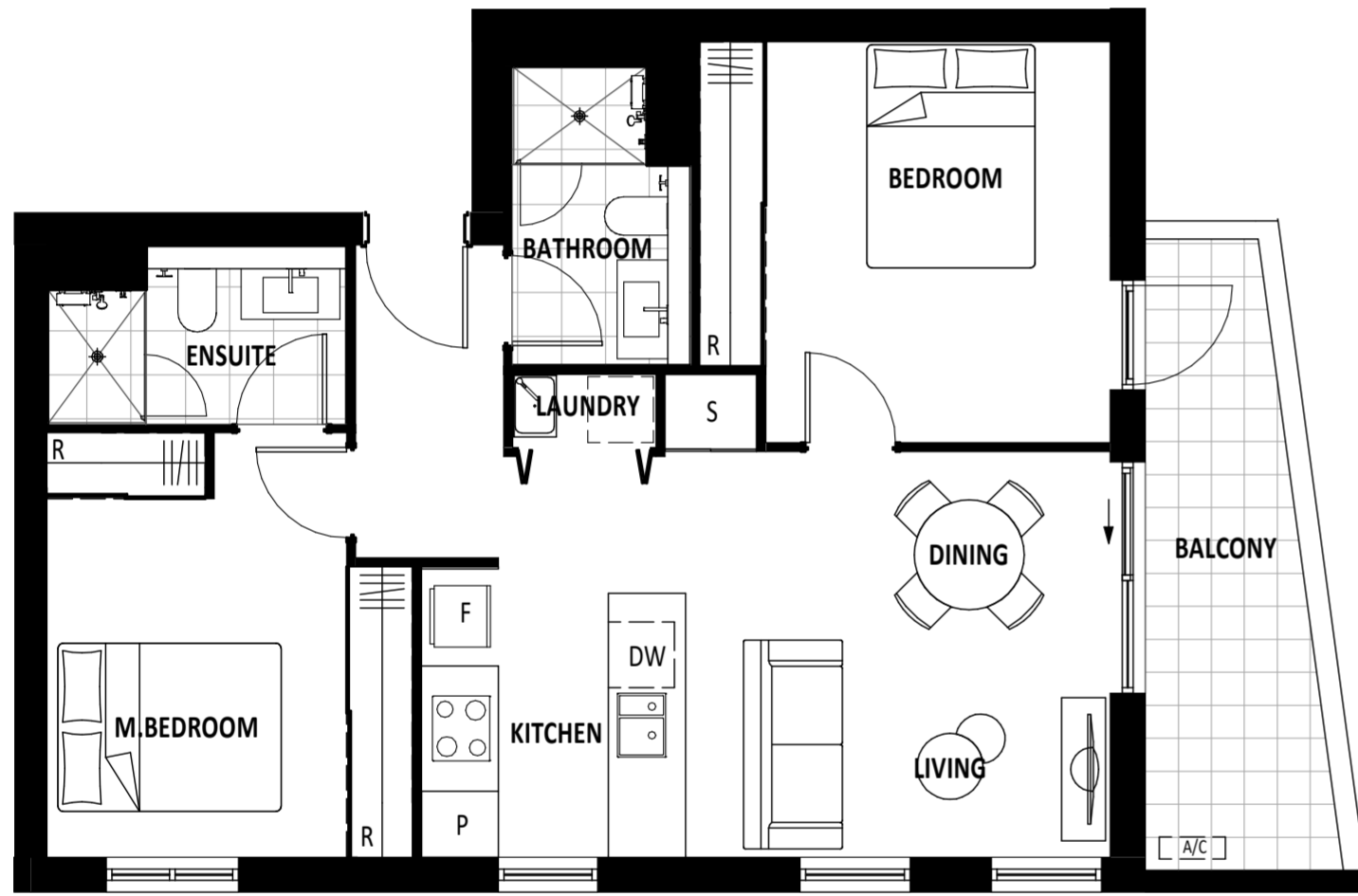
BLOCK 4 & 5, SECTION 224, GUNGAHLIN

DRAWING No	DRAWING TITLE	REV	DATE	SCALE BAR:
M-4027	UNIT TYPE PLAN - A.2V	C	08/11/19	

empire | GEOCON

Whilst we endeavor to ensure the contents of these plans are correct at the time of printing, the information they contain is to be used as a guide only. Furnishings and floor coverings are for illustrative purposes only and are not shown to scale nor included in the stated price (unless expressly included). The columns shown may vary in diameter throughout the building. Area calculations are for gross floor area and are measured to the exterior face of end walls, the centreline of party walls & the exterior face of common area walls. The plans were completed prior to the completion of final design, engineering and construction of the building. Therefore design, engineering, dimensions, fittings, finishes and specifications are subject to change without notice in accordance with the provisions of the Contract of Sale.

FLOOR PLANS



UNIT TYPE PLAN - A.2P

	EXTERNAL	INTERNAL	TOTAL
8 m ²	72 m ²	80 m ²	

APPLICABLE TO UNITS:

119	419	719
219	519	
319	619	

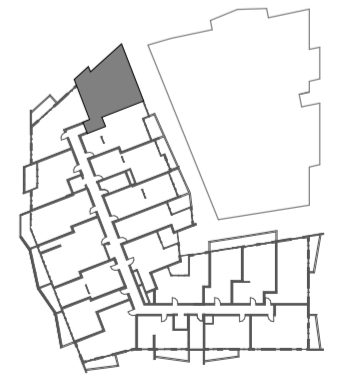
BLOCK 4 & 5, SECTION 224, GUNGAHLIN

DRAWING No	DRAWING TITLE	REV	DATE	SCALE BAR:
M-4030	UNIT TYPE PLAN - A.2P	C	08/11/19	0 1 2 3

empire | GEOCON

Whilst we endeavor to ensure the contents of these plans are correct at the time of printing, the information they contain is to be used as a guide only. Furnishings and floor coverings are for illustrative purposes only and are not shown to scale nor included in the stated price (unless expressly included). The columns shown may vary in diameter throughout the building. Area calculations are for gross floor area and are measured to the exterior face of end walls, the centreline of party walls & the exterior face of common area walls. The plans were completed prior to the completion of final design, engineering and construction of the building. Therefore design, engineering, dimensions, fittings, finishes and specifications are subject to change without notice in accordance with the provisions of the Contract of Sale.

FLOOR PLANS



UNIT TYPE PLAN - A.3C

	EXTERNAL	INTERNAL	TOTAL
16 m ²	108 m ²	124 m ²	

APPLICABLE TO UNITS:

1306	1406
------	------

BLOCK 4 & 5, SECTION 224, GUNGAHLIN

DRAWING No	DRAWING TITLE	REV	DATE	SCALE BAR:
M-4032	UNIT TYPE PLAN - A.3C	C	08/11/19	0 1 2 3

empire | GEOCON

Whilst we endeavor to ensure the contents of these plans are correct at the time of printing, the information they contain is to be used as a guide only. Furnishings and floor coverings are for illustrative purposes only and are not shown to scale nor included in the stated price (unless expressly included). The columns shown may vary in diameter throughout the building. Area calculations are for gross floor area and are measured to the exterior face of end walls, the centreline of party walls & the exterior face of common area walls. The plans were completed prior to the completion of final design, engineering and construction of the building. Therefore design, engineering, dimensions, fittings, finishes and specifications are subject to change without notice in accordance with the provisions of the Contract of Sale.

FLOOR PLANS



UNIT TYPE PLAN - A.3C.1


APPLICABLE TO UNITS:

EXTERNAL 66 m²
 INTERNAL 108 m²
 TOTAL 174 m²

1206

BLOCK 4 & 5, SECTION 224, GUNGAHLIN

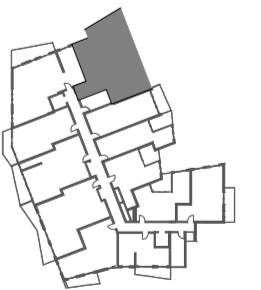
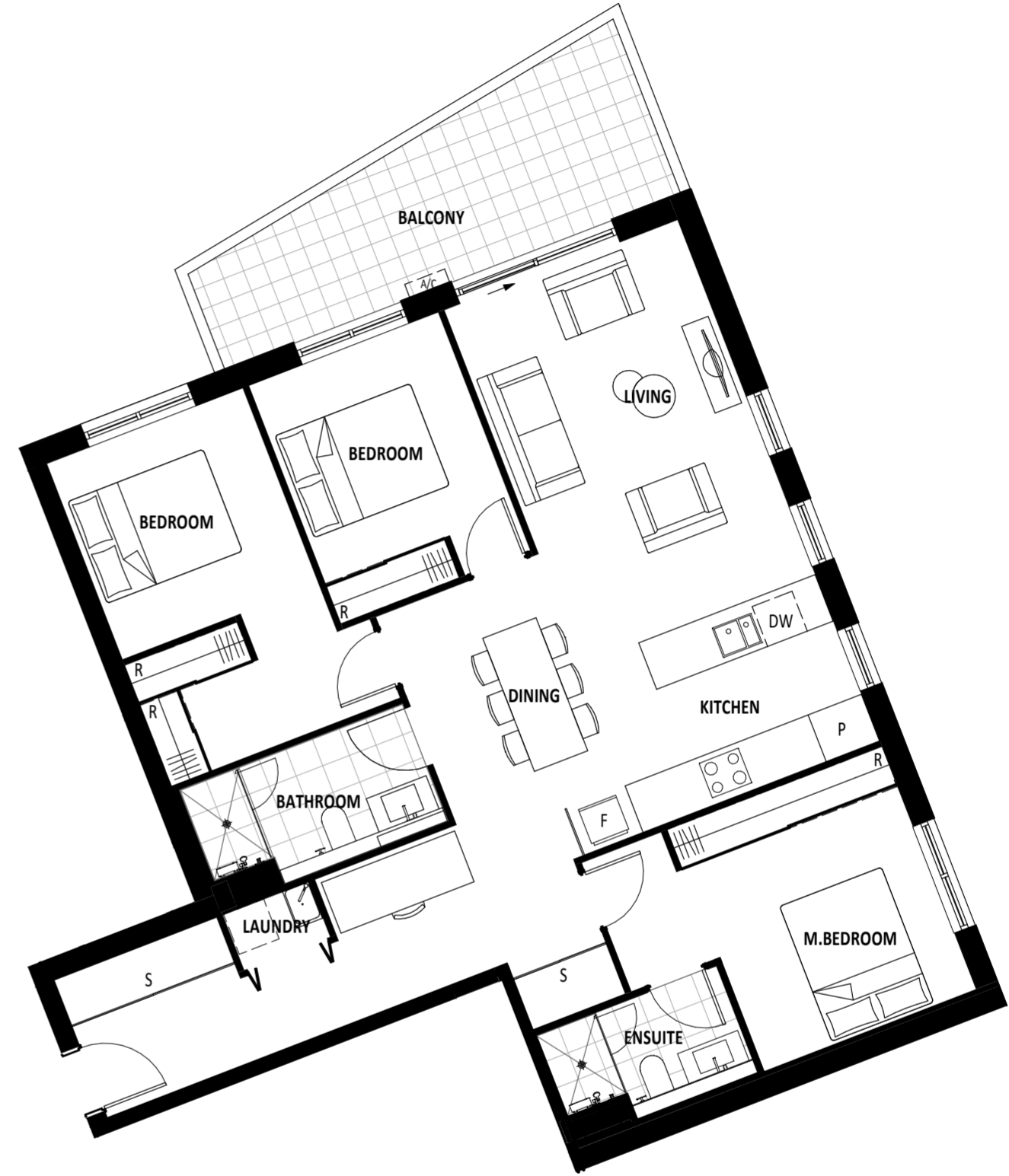
DRAWING No. DRAWING TITLE REV. DATE: SCALE BAR:
 M-4032A UNIT TYPE PLAN - A.3C.1 C 08/11/19



empire | GEOCON

Whilst we endeavor to ensure the contents of these plans are correct at the time of printing, the information they contain is to be used as a guide only. Furnishings and floor coverings are for illustrative purposes only and are not shown to scale nor included in the stated price (unless expressly included). The columns shown may vary in diameter throughout the building. Area calculations are for gross floor area and are measured to the exterior face of end walls, the centreline of party walls & the exterior face of common area walls. The plans were completed prior to the completion of final design, engineering and construction of the building. Therefore design, engineering, dimensions, fittings, finishes and specifications are subject to change without notice in accordance with the provisions of the Contract of Sale.

FLOOR PLANS



UNIT TYPE PLAN - A.3A

APPLICABLE TO UNITS:

EXTERNAL 15 m²
 INTERNAL 116 m²
 TOTAL 131 m²

1307
 1407

BLOCK 4 & 5, SECTION 224, GUNGAHLIN

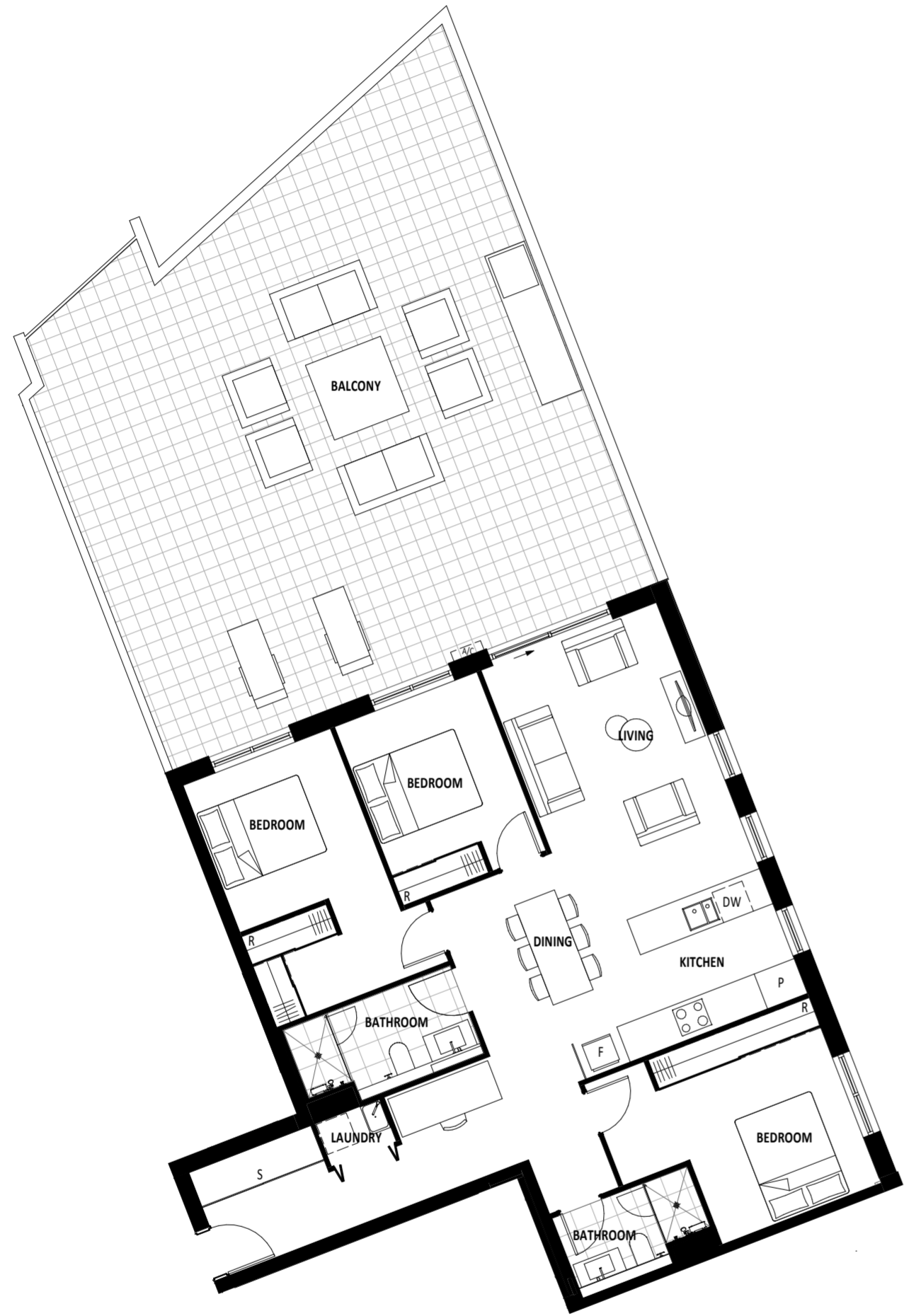
DRAWING No. DRAWING TITLE REV. DATE: SCALE BAR:
 M-4033 UNIT TYPE PLAN - A.3A C 08/11/19



empire | GEOCON

Whilst we endeavor to ensure the contents of these plans are correct at the time of printing, the information they contain is to be used as a guide only. Furnishings and floor coverings are for illustrative purposes only and are not shown to scale nor included in the stated price (unless expressly included). The columns shown may vary in diameter throughout the building. Area calculations are for gross floor area and are measured to the exterior face of end walls, the centreline of party walls & the exterior face of common area walls. The plans were completed prior to the completion of final design, engineering and construction of the building. Therefore design, engineering, dimensions, fittings, finishes and specifications are subject to change without notice in accordance with the provisions of the Contract of Sale.

FLOOR PLANS



UNIT TYPE PLAN - A.3A.1 APPLICABLE TO UNITS:

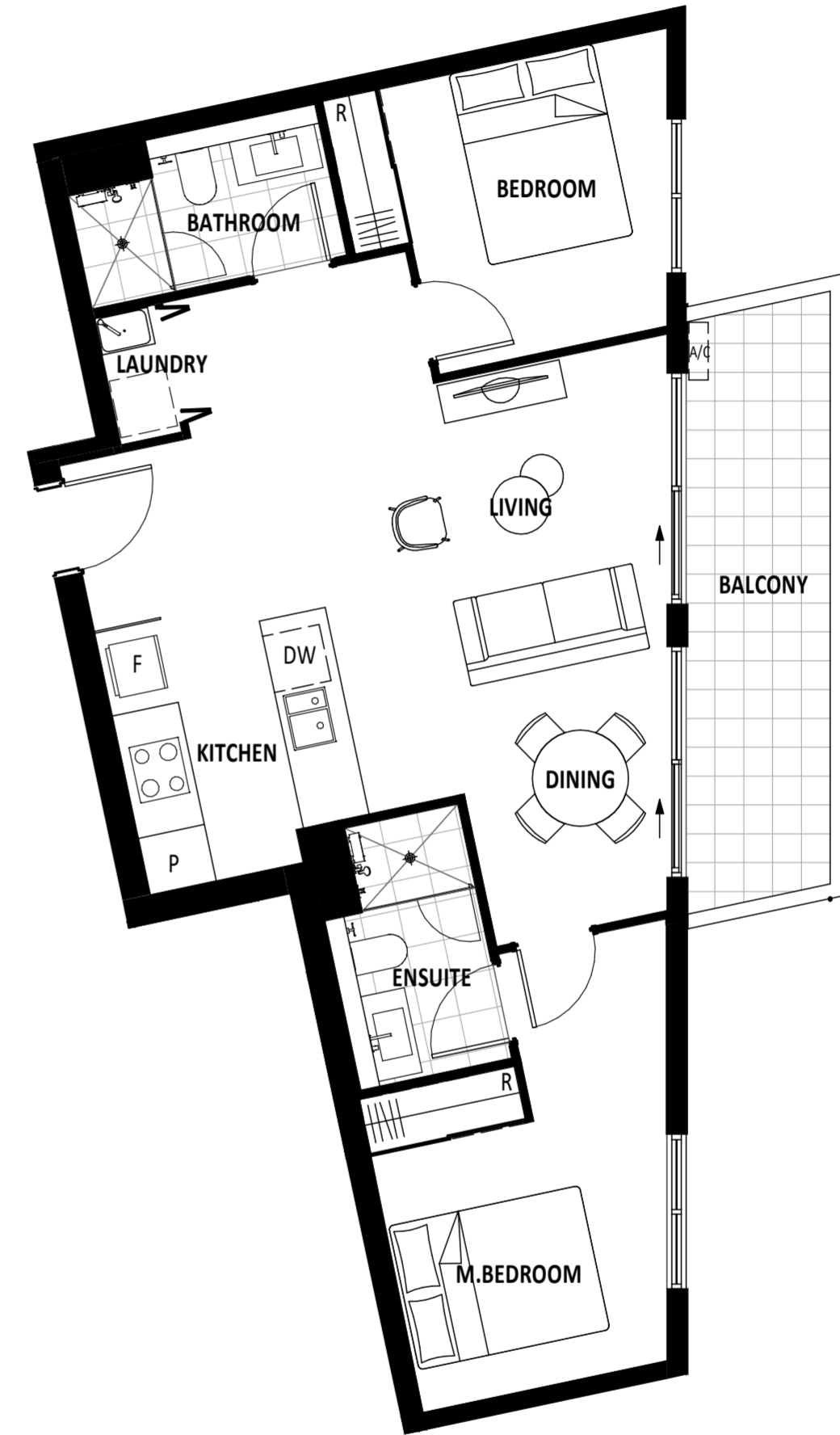
EXTERNAL	92 m ²	1207
INTERNAL	116 m ²	
TOTAL	208 m ²	

BLOCK 4 & 5, SECTION 224, GUNGAHLIN
 DRAWING No. DRAWING TITLE REV DATE SCALE BAR:
 M-4033A UNIT TYPE PLAN - A.3A.1 C 08/11/19

empire | GEOCON

Whilst we endeavor to ensure the contents of these plans are correct at the time of printing, the information they contain is to be used as a guide only. Furnishings and floor coverings are for illustrative purposes only and are not shown to scale nor included in the stated price (unless expressly included). The columns shown may vary in diameter throughout the building. Area calculations are for gross floor area and are measured to the exterior face of end walls, the centreline of party walls & the exterior face of common area walls. The plans were completed prior to the completion of final design, engineering and construction of the building. Therefore design, engineering, dimensions, fittings, finishes and specifications are subject to change without notice in accordance with the provisions of the Contract of Sale.

FLOOR PLANS



UNIT TYPE PLAN - B.2D APPLICABLE TO UNITS:

EXTERNAL	9 m ²	126	426
INTERNAL	70 m ²	226	526
TOTAL	79 m ²	326	626

BLOCK 4 & 5, SECTION 224, GUNGAHLIN
 DRAWING No. DRAWING TITLE REV DATE SCALE BAR:
 M-4040 UNIT TYPE PLAN - B.2D C 08/11/19

empire | GEOCON

Whilst we endeavor to ensure the contents of these plans are correct at the time of printing, the information they contain is to be used as a guide only. Furnishings and floor coverings are for illustrative purposes only and are not shown to scale nor included in the stated price (unless expressly included). The columns shown may vary in diameter throughout the building. Area calculations are for gross floor area and are measured to the exterior face of end walls, the centreline of party walls & the exterior face of common area walls. The plans were completed prior to the completion of final design, engineering and construction of the building. Therefore design, engineering, dimensions, fittings, finishes and specifications are subject to change without notice in accordance with the provisions of the Contract of Sale.

FLOOR PLANS



UNIT TYPE PLAN - B.1B

	APPLICABLE TO UNITS:
EXTERNAL	9 m ²
INTERNAL	58 m ²
TOTAL	67 m ²

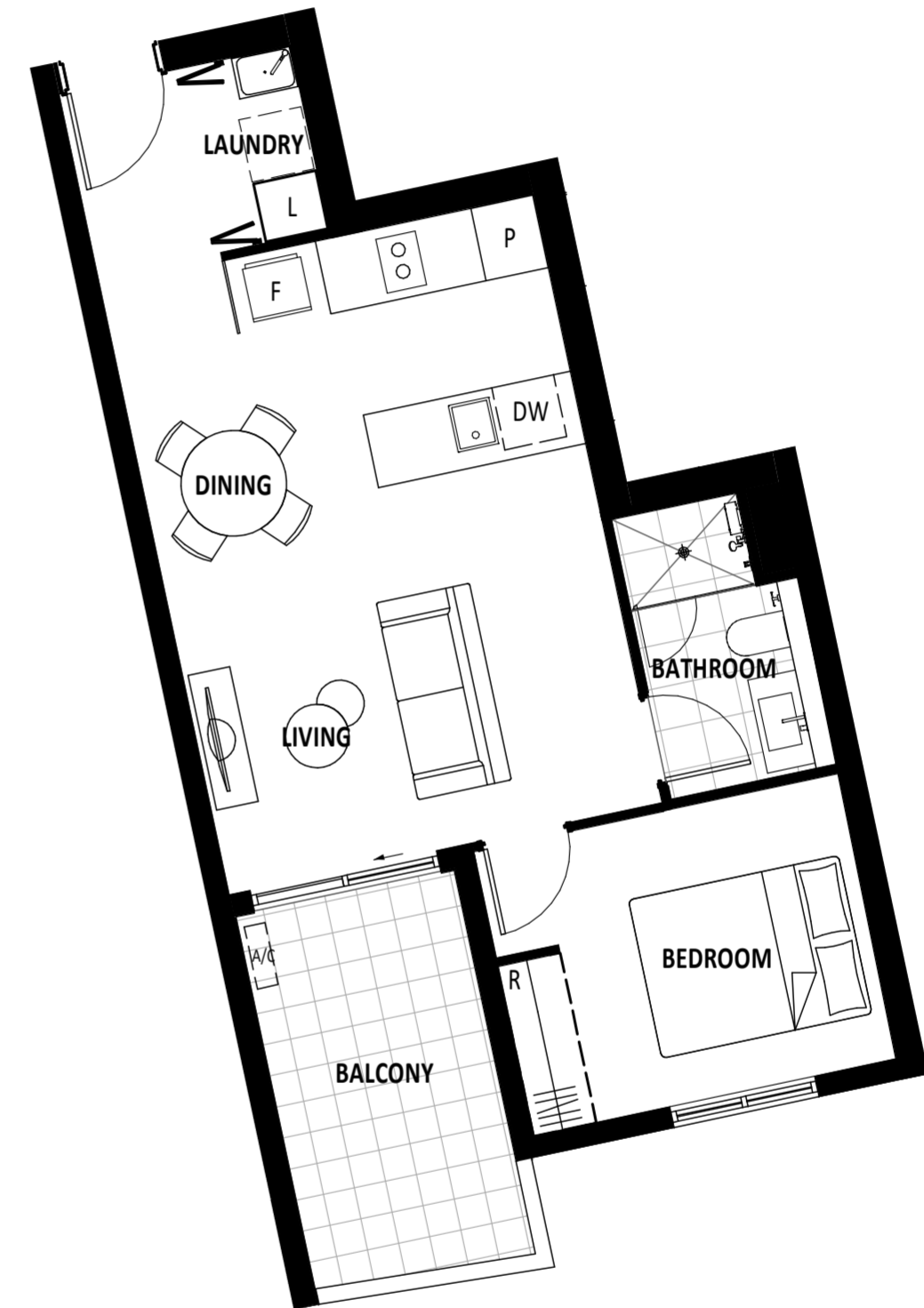
BLOCK 4 & 5, SECTION 224, GUNGAHLIN

DRAWING No	DRAWING TITLE	REV	DATE	SCALE BAR:
M-4041	UNIT TYPE PLAN - B.1B	C	08/11/19	0 1 2 3

empire | GEOCON

Whilst we endeavor to ensure the contents of these plans are correct at the time of printing, the information they contain is to be used as a guide only. Furnishings and floor coverings are for illustrative purposes only and are not shown to scale nor included in the stated price (unless expressly included). The columns shown may vary in diameter throughout the building. Area calculations are for gross floor area and are measured to the exterior face of end walls, the centreline of party walls & the exterior face of common area walls. The plans were completed prior to the completion of final design, engineering and construction of the building. Therefore design, engineering, dimensions, fittings, finishes and specifications are subject to change without notice in accordance with the provisions of the Contract of Sale.

FLOOR PLANS



UNIT TYPE PLAN - B.1E

	APPLICABLE TO UNITS:
EXTERNAL	8 m ²
INTERNAL	49 m ²
TOTAL	57 m ²

BLOCK 4 & 5, SECTION 224, GUNGAHLIN

DRAWING No	DRAWING TITLE	REV	DATE	SCALE BAR:
M-4044	UNIT TYPE PLAN - B.1E	C	08/11/19	0 1 2 3

empire | GEOCON

Whilst we endeavor to ensure the contents of these plans are correct at the time of printing, the information they contain is to be used as a guide only. Furnishings and floor coverings are for illustrative purposes only and are not shown to scale nor included in the stated price (unless expressly included). The columns shown may vary in diameter throughout the building. Area calculations are for gross floor area and are measured to the exterior face of end walls, the centreline of party walls & the exterior face of common area walls. The plans were completed prior to the completion of final design, engineering and construction of the building. Therefore design, engineering, dimensions, fittings, finishes and specifications are subject to change without notice in accordance with the provisions of the Contract of Sale.

FLOOR PLANS



UNIT TYPE PLAN - B.2C

	EXTERNAL	INTERNAL	TOTAL
8 m ²	76 m ²	84 m ²	

APPLICABLE TO UNITS:	
122	422
222	522
322	622

BLOCK 4 & 5, SECTION 224, GUNGAHLIN

DRAWING No	DRAWING TITLE	REV	DATE	SCALE BAR:
M-4050	UNIT TYPE PLAN - B.2C	C	08/11/19	0 1 2 3

empire | GEOCON

Whilst we endeavor to ensure the contents of these plans are correct at the time of printing, the information they contain is to be used as a guide only. Furnishings and floor coverings are for illustrative purposes only and are not shown to scale nor included in the stated price (unless expressly included). The columns shown may vary in diameter throughout the building. Area calculations are for gross floor area and are measured to the exterior face of end walls, the centreline of party walls & the exterior face of common area walls. The plans were completed prior to the completion of final design, engineering and construction of the building. Therefore design, engineering, dimensions, fittings, finishes and specifications are subject to change without notice in accordance with the provisions of the Contract of Sale.

FLOOR PLANS



UNIT TYPE PLAN - B.2A

	EXTERNAL	INTERNAL	TOTAL
8 m ²	77 m ²	85 m ²	

APPLICABLE TO UNITS:	
123	423
223	523
323	623

BLOCK 4 & 5, SECTION 224, GUNGAHLIN

DRAWING No	DRAWING TITLE	REV	DATE	SCALE BAR:
M-4051	UNIT TYPE PLAN - B.2A	C	08/11/19	0 1 2 3

empire | GEOCON

Whilst we endeavor to ensure the contents of these plans are correct at the time of printing, the information they contain is to be used as a guide only. Furnishings and floor coverings are for illustrative purposes only and are not shown to scale nor included in the stated price (unless expressly included). The columns shown may vary in diameter throughout the building. Area calculations are for gross floor area and are measured to the exterior face of end walls, the centreline of party walls & the exterior face of common area walls. The plans were completed prior to the completion of final design, engineering and construction of the building. Therefore design, engineering, dimensions, fittings, finishes and specifications are subject to change without notice in accordance with the provisions of the Contract of Sale.

FLOOR PLANS



UNIT TYPE PLAN - B.2B

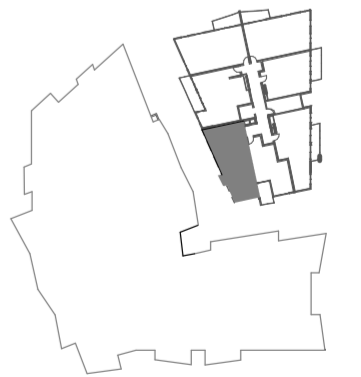
	EXTERNAL	INTERNAL	TOTAL
APPLICABLE TO UNITS:	11 m ²	75 m ²	86 m ²
	121	221	321
	421	521	621

BLOCK 4 & 5, SECTION 224, GUNGAHLIN
 DRAWING No: M-4052 DRAWING TITLE: UNIT TYPE PLAN - B.2B
 REV: C DATE: 08/11/19 SCALE BAR: 0 1 2 3

empire | GEOCON

Whilst we endeavor to ensure the contents of these plans are correct at the time of printing, the information they contain is to be used as a guide only. Furnishings and floor coverings are for illustrative purposes only and are not shown to scale nor included in the stated price (unless expressly included). The columns shown may vary in diameter throughout the building. Area calculations are for gross floor area and are measured to the exterior face of end walls, the centreline of party walls & the exterior face of common area walls. The plans were completed prior to the completion of final design, engineering and construction of the building. Therefore design, engineering, dimensions, fittings, finishes and specifications are subject to change without notice in accordance with the provisions of the Contract of Sale.

FLOOR PLANS



UNIT TYPE PLAN - B.2E

	EXTERNAL	INTERNAL	TOTAL
APPLICABLE TO UNITS:	8 m ²	71 m ²	79 m ²
	128	228	328
	428	528	628

BLOCK 4 & 5, SECTION 224, GUNGAHLIN
 DRAWING No: M-4053 DRAWING TITLE: UNIT TYPE PLAN - B.2E
 REV: C DATE: 08/11/19 SCALE BAR: 0 1 2 3

empire | GEOCON

Whilst we endeavor to ensure the contents of these plans are correct at the time of printing, the information they contain is to be used as a guide only. Furnishings and floor coverings are for illustrative purposes only and are not shown to scale nor included in the stated price (unless expressly included). The columns shown may vary in diameter throughout the building. Area calculations are for gross floor area and are measured to the exterior face of end walls, the centreline of party walls & the exterior face of common area walls. The plans were completed prior to the completion of final design, engineering and construction of the building. Therefore design, engineering, dimensions, fittings, finishes and specifications are subject to change without notice in accordance with the provisions of the Contract of Sale.